



# 60×60×38 mm

San Ace 60

## General Specifications

- Material ..... Frame: Aluminum, Impeller: Plastic (Flammability: UL 94V-1)
- Expected life ..... See the table below. (L10 life: 90% survival rate for continuous operation in free air at 60°C, rated voltage) Expected life at 40°C is for reference only.
- Motor structure ..... Shaded coil motor
- Motor protection function ..... Locked rotor burnout protection, Reverse polarity protection  
For details, please refer to p. 573.
- Dielectric strength ..... 50/60 Hz, 1500 VAC, for 1 minute (between lead wire conductors and frame)
- Insulation resistance ..... 10 MΩ or more with a 500 VDC megger
- Sound pressure level (SPL) ..... At 1 m away from the air inlet
- Operating voltage range ..... Voltage of each model ±10%
- Storage temperature ..... -30 to +70°C (Non-condensing)
- Lead wire ..... Black, 2 pcs
- Mass ..... 170 g

## Specifications

Model no.	Rated voltage [V]	Frequency [Hz]	Input [W]	Current [A]	Locked rotor current [A]	Rated speed [min <sup>-1</sup> ]	Max. airflow [m <sup>3</sup> /min] [CFM]	Max. static pressure [Pa] [inchH <sub>2</sub> O]	SPL [dB (A)]	Operating temperature [°C]	Expected life [h]
<b>109-130</b>	100	50/60	6/5	0.08/0.07	0.08/0.07	2600/3150	0.33/0.4 11.7/14.1	16.3/23.3 0.065/0.094	28/30	-30 to +60	25000/60°C (56000/40°C)
<b>109-133</b>	115			0.07/0.06	0.07/0.06						

These are Short LeadTime Service applicable models. Contact your point of sale for stock availability. For more information on the service, see p. 626.

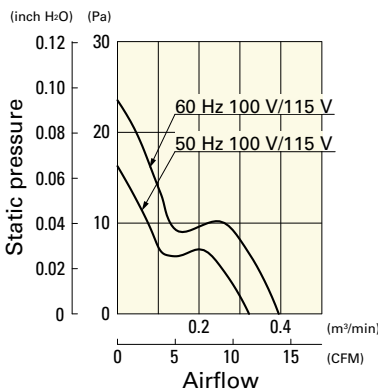
## Set Models

Fan, finger guard, plug cord, screws, etc. can be purchased in one package. For details, please refer to p. 627.

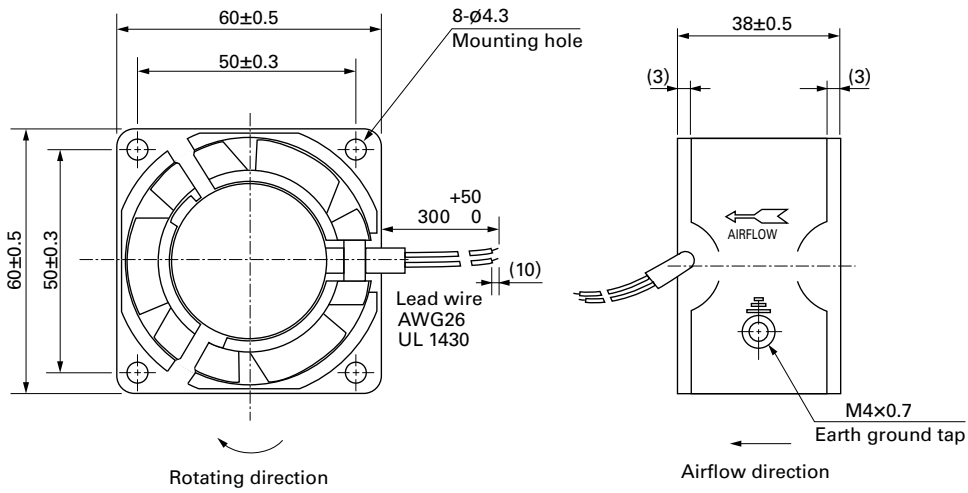
Order no.	Set items					
	Fan	Voltage	Low-speed sensor	Plug cord	Finger guards	Mounting screws
<b>ST1-109-130</b>	109-130	100 V		Plug cord is not included because of the exposed-lead structure.	109-139E	M4×55 mm (4 screws)
<b>ST1-109-133</b>	109-133	115 V			109-139E	

## Airflow - Static Pressure Characteristics

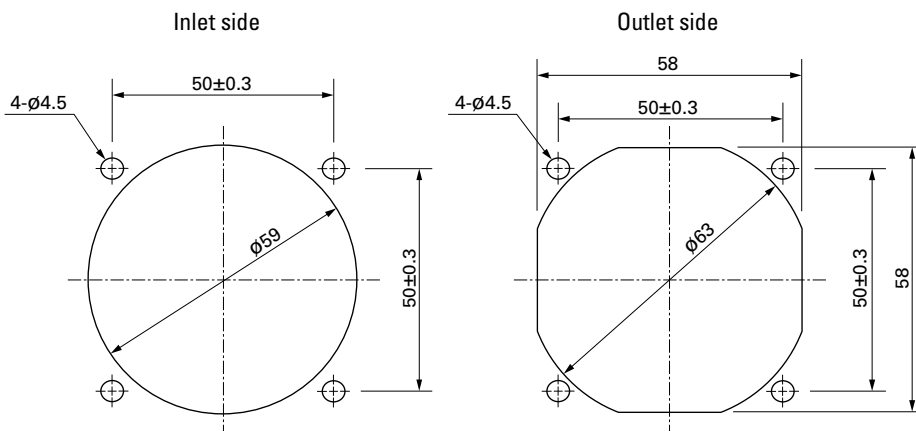
### 109-130, 109-133



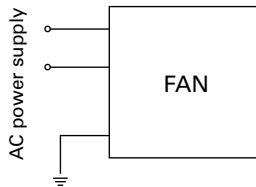
## Dimensions (unit: mm)



## Reference Dimensions of Mounting Holes and Vent Opening (unit: mm)



## Wiring Diagram



## Options

### Finger guards

page: p. 558

Model no.: 109-139E, 109-139H

### Resin finger guards

page: p. 565

Model no.: 109-1003G

### Resin filter kits

page: p. 566

Model no.: 109-1003F13 (13PPI), 109-1003F20 (20PPI),  
109-1003F30 (30PPI), 109-1003F40 (40PPI)