


D.C. geared motors with brushes

→ 5 Nm 10 and 17 Watts

A range of D.C. geared motors with solid metal gears.

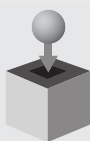
- Mechanical rating of gearbox with output shaft stalled : 5 Nm.
- 10 and 17 Watt motor power.
- Available in either 12, 24 or 48 V D.C.
- Gearbox ratios options for 10.5 to 616 rpm.



Specifications

		17 Watts	17 Watts	10 Watts	10 Watts
Type		80 805 0	80 805 0	80 815 0	80 815 0
Voltage		12 V	24 V	12 V	24 V
Standard speed (rpm)		2600 rpm	2600 rpm	2600 rpm	2600 rpm
Output speed (rpm)	Ratios (i)				
616	4.22	80 805 0X04.22Z ●	80 805 0Y04.22Z ●	80 815 0X04.22Z ●	80 815 0Y04.22Z ●
385	6.75	80 805 0X06.75Z ●	80 805 0Y06.75Z ●	80 815 0X06.75Z ●	80 815 0Y06.75Z ●
339.5	7.66	80 805 0X07.66Z ●	80 805 0Y07.66Z ●	80 815 0X07.66Z ●	80 815 0Y07.66Z ●
212	12.25	80 805 0X12.25Z ●	80 805 0Y12.25Z ●	80 815 0X12.25Z ●	80 815 0Y12.25Z ●
170	15.31	80 805 0X15.31Z ●	80 805 0Y15.31Z ●	80 815 0X15.31Z ●	80 815 0Y15.31Z ●
106	24.5	80 805 0X024.5Z ●	80 805 0Y024.5Z ●	80 815 0X024.5Z ●	80 815 0Y024.5Z ●
68	38.28	80 805 0X38.28Z ●	80 805 0Y38.28Z ●	80 815 0X38.28Z ●	80 815 0Y38.28Z ●
53	49	80 805 0X00049Z ●	80 805 0Y00049Z ●	80 815 0X00049Z ●	80 815 0Y00049Z ●
42.5	61.25	80 805 0X61.25Z ●	80 805 0Y61.25Z ●	80 815 0X61.25Z ●	80 815 0Y61.25Z ●
21	122.5	80 805 0X122.5Z ●	80 805 0Y122.5Z ●	80 815 0X122.5Z ●	80 815 0Y122.5Z ●
10.5	245	80 805 0X00245Z ●	80 805 0Y00245Z ●	80 815 0X00245Z ●	80 815 0Y00245Z ●
General characteristics					
Motor		82 800 0	82 800 0	82 810 0	82 810 0
Gearbox		81 035 0	81 035 0	81 035 0	81 035 0
Maximum permitted torque from gearmotor under continuous conditions (N.m)		5	5	5	5
Axial load (dynamic) daN		6	6	6	6
Radial load (dynamic) daN		6	6	6	6
Max. output (W)		16.3	17	10.3	9.5
Nominal output (W)		15.7	15.6	9.4	8.7
Gearbox case temperature rise (°C)		44	40	45	46
Weight (g)		920	920	820	820

Products adaptations, available on request



- Special supply voltages
- Special lead lengths
- Optional encoder
- Special connectors
- Special output shafts
- Special gearbox ratios
- Special gear material
- Special output bearings
- Special mounting plate

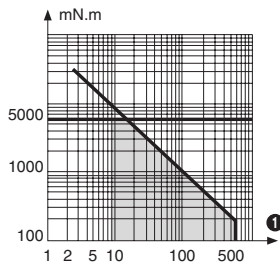
Products and specifications subject to change without notice.

Order/Technical Support - Tel: (800) 677-5311 / FAX: (800) 677-3865 / www.crouzet-usa.com

Curves

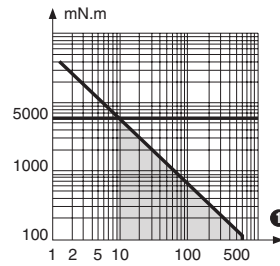
The shaded zone represents the operating range of the geared motor.
The horizontal line marks the maximum torque available in continuous duty cycle for a given life.
For higher torque ratings, service life will be reduced.

Nominal speed and torque curves
80 805 0



① RPM

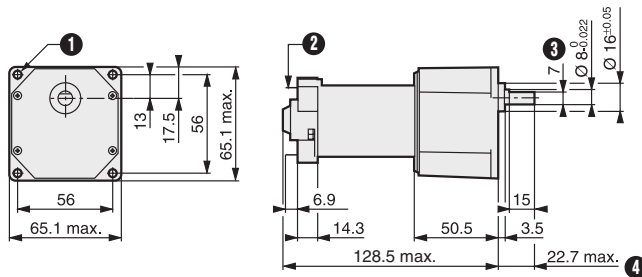
Nominal speed and torque curves
80 815 0



① RPM

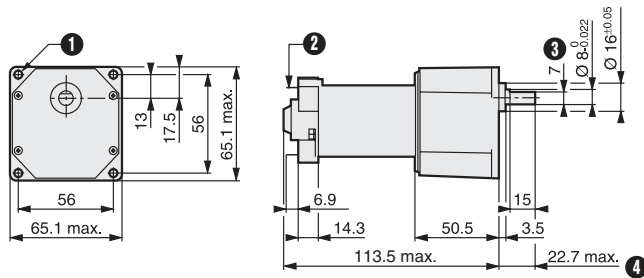
Dimensions

80 805 0



- ① 4 fixing holes Ø 4.2
- ② 2 tags IEC 760 series 4.8 x 0.5 mm
- ③ 7 mm ±0.1 across flats
- ④ (shaft pushed-in ←)

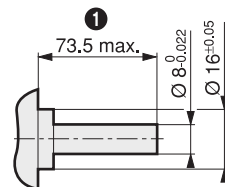
80 815 0 Standard



- ① 4 fixing holes Ø 4.2
- ② 2 tags IEC 760 series 4.8 x 0.5 mm
- ③ 7 mm ±0.1 across flats
- ④ (shaft pushed-in ←)

Options

Gearbox shaft 79 290 064



- ① (shaft pushed-in ←)

Products and specifications subject to change without notice.

Order/Technical Support - Tel: (800) 677-5311 / FAX: (800) 677-3865 / www.crouzet-usa.com

Mouser Electronics

Authorized Distributor

Click to View Pricing, Inventory, Delivery & Lifecycle Information:

Crouzet:

[80805001](#) [80805002](#)