

This range of panel mounting **LED indicators** consists of many different **bezel styles**, types of LED's and colours. The range has developed to meet the different needs of panel design including **IP66 and IP67 environmentally sealed versions** for use where a front panel seal is needed.

The vandal resistant LED indicators are designed to complement the vandal resistant switches (see the Switch Section), they have similar profiles with stainless steel bodies, sealing to IP66 & 68 and are built to withstand harsh environments.

| | |
|-----------------------------------|-----|
| Vandal Resistant LED Indicators | 368 |
| 5mm LED Indicators | 370 |
| Indicator Lights | 375 |
| Low Voltage Lampholders | 382 |
| LED Lamps and LED Lampholders | 384 |
| Indicator Lights - Sealed to IP67 | 386 |



Proud of Panel Profile



DX0505

- Solder Tag/2.8mm Tag Termination
- Sealed to IP67
- Red, Green, Yellow or Blue LED Options
- Wide Viewing Angle
- Shock and Vibration Resistant
- Stainless Steel body

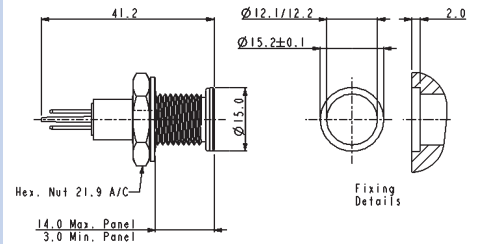


Flush Panel Profile



DX0506

- Solder Tag/2.8mm Tag Termination
- Sealed to IP67
- Red, Green, Yellow or Blue LED Options
- Wide Viewing Angle
- Shock and Vibration Resistant
- Stainless Steel body



| Specifications | DX0505/Col/Voltage | DX0506/Col/Voltage |
|------------------------------|------------------------------------------------------------------------------|------------------------------------------------------------------------------|
| Terminations: | Solder Tab/2.8mm Tab | Solder Tab/2.8mm Tab |
| Forward Voltage: | Red 1.85V, Green 2.2V, Yellow 2.0V, Blue 3.8V | Red 1.85V, Green 2.2V, Yellow 2.0V, Blue 3.8V |
| Cont. Forward Current: (max) | Red 30mA, Green 25mA, Yellow 30mA, Blue 25mA | Red 30mA, Green 25mA, Yellow 30mA, Blue 25mA |
| Power Dissipation: | Red 100mW, Green 105mW, Yellow 125mW, Blue 120mW | Red 100mW, Green 105mW, Yellow 125mW, Blue 120mW |
| Reverse Current: (@Vr = 5V) | Red 10µA max., Green 10µA max., Yellow 10µA max., Blue 50µA max. | Red 10µA max., Green 10µA max., Yellow 10µA max., Blue 50µA max. |
| LED Luminous Intensity: | Red 2000mcd, Green 100mcd, Yellow 400mcd, Blue 1600mcd (typ) | Red 2000mcd, Green 100mcd, Yellow 400mcd, Blue 1600mcd (typ) |
| Operating Temp. Range: | -40°C to +80°C | -40°C to +80°C |
| Storage Temperature: | -40°C to +85°C | -40°C to +85°C |
| Sealing (Front of panel): | Protection Classification IP67 to EN60529:1992+A2:2013 | Protection Classification IP67 to EN60529:1992+A2:2013 |
| Materials | | |
| Body: | Stainless Steel | Stainless Steel |
| Lens: | Polycarbonate UL94V-0 | Polycarbonate UL94V-0 |
| O Ring (external): | Nitrile | Nitrile |
| (internal): | Silicone | Silicone |
| Tightening Torque | 0.5Nm - 0.9Nm (4.4lbf.in. - 8.0lbf.in.) | 0.5Nm - 0.9Nm (4.4lbf.in. - 8.0lbf.in.) |
| Thread Size: | M12 x 1.25-6g | M12 x 1.25-6g |
| LED Colours: | /RD (Red), /GN (Green), /YL (Yellow) /BL (Blue), with colour coded insulator | /RD (Red), /GN (Green), /YL (Yellow) /BL (Blue), with colour coded insulator |
| LED Voltage: | /12 (12V d.c.), /24 (24V d.c.) or /00 (no ballast resistor) | /12 (12V d.c.), /24 (24V d.c.) or /00 (no ballast resistor) |
| RoHS | Compliant | Compliant |

Proud of Panel Profile



DX0507

- Flying Lead Termination
- Sealed to IP67
- Red, Green, Yellow or Blue LED Options
- Wide Viewing Angle
- Shock and Vibration Resistant
- Stainless Steel body



Flush Panel Profile



DX0508

- Flying Lead Termination
- Sealed to IP67
- Red, Green, Yellow or Blue LED Options
- Wide Viewing Angle
- Shock and Vibration Resistant
- Stainless Steel body



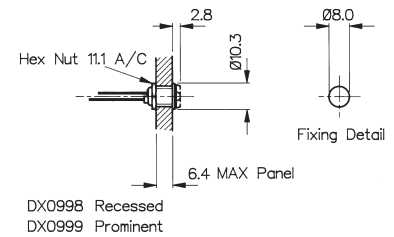
| Specifications | DX0507/Col/Voltage | DX0508/Col/Voltage |
|------------------------------|------------------------------------------------------------------------------|------------------------------------------------------------------------------|
| Terminations: | Flying Leads | Flying Leads |
| Forward Voltage: | Red 1.85V, Green 2.2V, Yellow 2.0V, Blue 3.8V | Red 1.85V, Green 2.2V, Yellow 2.0V, Blue 3.8V |
| Cont. Forward Current: (max) | Red 30mA, Green 25mA, Yellow 30mA, Blue 25mA | Red 30mA, Green 25mA, Yellow 30mA, Blue 25mA |
| Power Dissipation: | Red 100mW, Green 105mW, Yellow 125mW, Blue 120mW | Red 100mW, Green 105mW, Yellow 125mW, Blue 120mW |
| Reverse Current: (@Vr = 5V) | Red 10µA max., Green 10µA max., Yellow 10µA max., Blue 50µA max. | Red 10µA max., Green 10µA max., Yellow 10µA max., Blue 50µA max. |
| LED Luminous Intensity: | Red 2000mcd, Green 100mcd, Yellow 400mcd, Blue 1600mcd (typ) | Red 2000mcd, Green 100mcd, Yellow 400mcd, Blue 1600mcd (typ) |
| Operating Temp. Range: | -40°C to +80°C | -40°C to +80°C |
| Storage Temperature: | -40°C to +85°C | -40°C to +85°C |
| Sealing (Front of panel): | Protection Classification IP67 to EN60529:1992+A2:2013 | Protection Classification IP67 to EN60529:1992+A2:2013 |
| Materials | | |
| Body: | Stainless Steel | Stainless Steel |
| Lens: | Polycarbonate UL94V-0 | Polycarbonate UL94V-0 |
| O Ring (external): | Nitrile | Nitrile |
| (internal): | Silicone | Silicone |
| Tightening Torque | 0.5Nm - 0.9Nm (4.4lbf.in. - 8.0lbf.in.) | 0.5Nm - 0.9Nm (4.4lbf.in. - 8.0lbf.in.) |
| Thread Size: | M12 x 1.25-6g | M12 x 1.25-6g |
| LED Colours: | /RD (Red), /GN (Green), /YL (Yellow) /BL (Blue), with colour coded insulator | /RD (Red), /GN (Green), /YL (Yellow) /BL (Blue), with colour coded insulator |
| LED Voltage: | /12 (12V d.c.), /24 (24V d.c.) or /00 (no ballast resistor) | /12 (12V d.c.), /24 (24V d.c.) or /00 (no ballast resistor) |
| RoHS | Compliant | Compliant |

Chrome Plated Brass Bezel



DX0998

- Chrome Plated Brass Bezel
- Prominent or Recessed Style
- Choice of LED Types and Colours



Nylon Bezel



DX1120

DX1121

- Glass Filled Nylon Bezel
- Prominent or Recessed Style
- Choice of LED Types and Colours



| Specifications | DX0998 Colour/Options | DX1120, DX1121/Colour/Options |
|------------------------|-------------------------------------------------------------------------------------------------------------------------------------------------------------------------------|-------------------------------------------------------------------------------------------------------------------------------------------------------------------------------|
| Bezel Material: | Brass, Chrome Plated | Glass Filled Nylon |
| Style: | Recessed (DX0998) | Recessed (DX1120) Prominent (DX1121) |
| Operating Temp. Range: | Dependent on LED used | Dependent on LED used |
| Storage Temperature: | Dependent on LED used | Dependent on LED used |
| LED Colours: | /RD (Red), /GN (Green), /YL (Yellow), /BL (Blue), /TR (Tri Colour), /D1 (Dual Colour - Red/Green), /D2 (Dual Colour - Red/Amber), /D3 (Dual Colour - Green/Amber) | /RD (Red), /GN (Green), /YL (Yellow), /BL (Blue), /TR (Tri Colour), /D1 (Dual Colour - Red/Green), /D2 (Dual Colour - Red/Amber), /D3 (Dual Colour - Green/Amber) |
| LED Options: | /02 (Flashing, Green or Red only) | /02 (Flashing, Green or Red only) |
| Thread Size: | 0.312" x 32TPI | 0.312" x 32TPI |
| RoHS | Compliant | Compliant |

See Page 212 for LED options and specifications*

Aluminium Bezel - IP66 Sealed



DX1090

DX1092

- Aluminium Bezel, Black
- Anodised Finish
- IP66 Front Panel Sealed
- Prominent or Recessed Style
- Choice of LED Types and Colours



Aluminium Bezel - IP66 Sealed



DX1091

DX1093

- Aluminium Bezel, Clear
- Anodised Finish
- IP66 Front Panel Sealed
- Prominent or Recessed Style
- Choice of LED Types and Colours



| Specifications | DX1090, DX1092/Colour/Options | DX1091, DX1093/Colour/Options |
|---------------------------|-------------------------------------------------------------------------------------------------------------------------------------------------------------------------------|-------------------------------------------------------------------------------------------------------------------------------------------------------------------------------|
| Materials: | Aluminium - Black | Aluminium - Clear |
| Style: | Recessed (DX1090) Prominent (DX1092) | Recessed (DX1091) Prominent (DX1093) |
| Operating Temp. Range: | Dependent on LED used | Dependent on LED used |
| Storage Temperature: | Dependent on LED used | Dependent on LED used |
| Sealing (Front of panel): | Protection Classification IP66 to EN60529:1992+A2:2013 | Protection Classification IP66 to EN60529:1992+A2:2013 |
| Tightening Torque: | 0.056Nm (8ozf.in.) min | 0.056Nm (8ozf.in.) min |
| Lead Solder Time: | 260°C for 5 seconds max. | 260°C for 5 seconds max. |
| LED Colours: | /RD (Red), /GN (Green), /YL (Yellow), /BL (Blue), /TR (Tri Colour), /D1 (Dual Colour - Red/Green), /D2 (Dual Colour - Red/Amber), /D3 (Dual Colour - Green/Amber) | /RD (Red), /GN (Green), /YL (Yellow), /BL (Blue), /TR (Tri Colour), /D1 (Dual Colour - Red/Green), /D2 (Dual Colour - Red/Amber), /D3 (Dual Colour - Green/Amber) |
| Thread Size: | 0.312" x 32TPI | 0.312" x 32TPI |
| RoHS | Compliant | Compliant |

See Page 212 for LED options and specifications

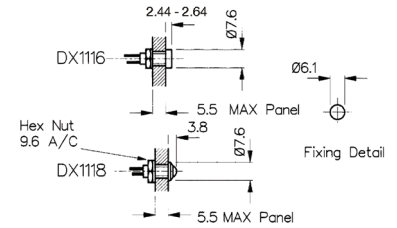
Chrome Plated Brass Bezel



DX1116

DX1118

- Chrome Plated Brass Bezel
- Prominent or Recessed Style
- Choice of LED Types and Colours



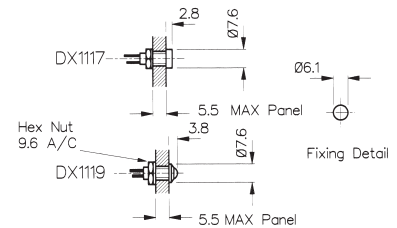
Black Nickel Pated Brass Bezel



DX1117

DX1119

- Aluminium, Black Anodised Bezel
- Prominent or Recessed Style
- Choice of LED Types and Colours



| Specifications | DX1116, DX1118/Colour | DX1117, DX1119/Colour |
|------------------------|-----------------------------------------------------|-----------------------------------------------------|
| Bezel Materials: | Brass, Chrome Plated | Aluminium, Black Anodised |
| Style: | Recessed (DX1116) Prominent (DX1118) | Recessed (DX1117) Prominent (DX1119) |
| Operating Temp. Range: | Dependent on LED used | Dependent on LED used |
| Storage Temperature: | Dependent on LED used | Dependent on LED used |
| Lead Solder Time: | 260°C for 5 seconds max. | 260°C for 5 seconds max. |
| LED Colours: | /RD (Red), /GN (Green), /YL (Yellow), /BL (Blue) | /RD (Red), /GN (Green), /YL (Yellow), /BL (Blue) |
| RoHS | Compliant | Compliant |

See Page 213 for LED specifications*

5mm LEDs STANDARD

| Specification | Red | Green | Yellow | Blue |
|------------------------------|---------------------------|----------|----------|----------------|
| Luminous Intensity @20mA: | 25mcd | 20mcd | 20mcd | 21mcd |
| Forward voltage: | 2.0V | 2.0V | 2.1V | 3.5V |
| Cont. Forward Current (max): | 30mA | 25mA | 30mA | 30mA |
| Power Dissipation: | 105mW (max) @20°C Ambient | | | 120mW |
| Reverse Current: | 10µA | 10µA | 10µA | 50µA |
| Reverse Voltage: | 5V (max) | 5V (max) | 5V (max) | 5V (max) |
| Operating Temp: | -40°C to +85°C | | | -20°C to +80°C |
| Part No: | /RD | /GN | /YL | /BL |



5mm LEDs FLASHING

| Specification | Red | Green |
|------------------------------|----------------------------|--------|
| Luminous Intensity @20mA: | 1.2mcd | 20mcd |
| Forward voltage: | 2.0-15.0V | 2.0V |
| Cont. Forward Current (max): | 10-30mA | 25mA |
| Power Dissipation: | 200mW (max) @ 20°C ambient | |
| Flash Frequency @ 3V supply: | 2.2Hz (typ) | |
| Operating Temp: | 0°C to +70°C | |
| Part No: | /RD/02 | /GN/02 |



5mm LEDs TRI COLOUR

| Specification | Red/Green/Amber |
|------------------------------|----------------------------|
| Luminous Intensity @20mA: | 2.5mcd |
| Forward voltage: | 2.4V |
| Cont. Forward Current (max): | 30mA (max) |
| Power Dissipation: | 150mW (max) @ 20°C Ambient |
| Reverse Current: | 100µA |
| Reverse Voltage: | 5V (max) |
| Operating Temp: | -40°C to +70°C |
| Part No: | /TR |



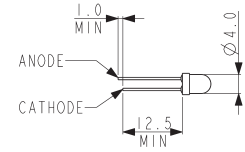
5mm LEDs DUAL COLOUR

| Specifications | Red/Green | Red/Amber | Green/Amber |
|------------------------|----------------|------------|-------------|
| Luminous Intensity: | 4.5/5mcd | 4.5/4mcd | 4/5mcd |
| Forward voltage: | 2.2V | 2.2V | 2.2V |
| Cont. Forward Current: | 30mA/30mA | 30mA/20mA | 30mA/20mA |
| Power Dissipation: | 100mW/100mW | 100mW/60mW | 100mW/60mW |
| Reverse Current: | 100mA | 100mA | 100mA |
| Reverse Voltage: | 5V (max) | 5V (max) | 5V (max) |
| Operating Temp: | -40°C to +85°C | | |
| Part No: | /D1 | /D2 | /D3 |



4mm LEDs Standard

| Specifications | Red | Green | Yellow | Blue |
|-----------------------------------------|----------|----------|----------|----------|
| Luminous Intensity @10mA: | 2.5mcd | 2.5mcd | 2.5mcd | 50mcd |
| Forward voltage: | 2.0V | 2.1V | 2.0V | 3.8V |
| Cont. Forward Current (max): | 30mA | 30mA | 20mA | 30mA |
| Power Dissipation (max) @ 20°C Ambient: | 100mW | 100mW | 85mW | 120mW |
| Reverse Current: | 10µA | 10µA | 10µA | 50µA |
| Reverse Voltage: | 5V (max) | 5V (max) | 5V (max) | 5V (max) |
| Part No: | /RD | /GN | /YL | /BL |



Part No Breakdown

| DXxxxx | XX | XX |
|-------------------|--------------------------------------------------------------------------------------------------------------------------------------------------------------------------------------------------------------------------------------------------------|--------------------------------------------------------------------------------------|
| Bezel Type | LED Colour RD = Red GN = Green YL = Yellow BL = Blue D1 = Dual Colour - 5mm (Red/ Green) D2 = Dual Colour - 5mm (Red/ Amber) D3 = Dual Colour - 5mm (Green/ Amber) TR = Tri Colour - 5mm (Red/ Green/Amber) | LED Options Blank = Standard 02 = Flashing - 5mm (Red or Green only) |

Example:
DX1092/RD/02 = Black Aluminum IP66 Prominent Bezel, with Red flashing LED

Indicator Lights

Neon, LED and Filament Lamp



Key Features

- Neon, LED, mains LED or filament lamp
- Bezel sizes from 6.7 to 16.3mm diameter
- Red, amber, green, blue and clear lenses
- Red, yellow, green, blue and white LEDs
- Wide choice of styles

Colours and voltages:



Available with Red, Amber, Green or Clear lenses
100/130V (marked 110V),
200/250V (marked 230V)



Red, Yellow, Green, Blue, White
2.0/2.2V
Resistors for other voltages available.



Red, Yellow, Green, Blue, White
110-230V ac operation.



Available with Red, Amber, Green, Clear or Blue lenses
6V, 12/14V, 24/28V.

| Terminal | Type | Sealed | Illumination | Colour | Voltage | Options |
|--------------------------|------------------------|--------------------------------------|----------------------------------------------|------------------------------------------------------------------------------------------------------------------------------------------|--------------------------------------------------------------------------------------------------------------------------------|------------------------------------|
| B 2.8 L | (B) 0566 A | 6.0 2.0 max p. 340 | N L M | Neon & Filament R Red A Amber G Green B Blue (Special Order) C Clear | 1 LED No Resistor 2 125V Neon 3 250V Neon 4 6Vdc LED 5 12Vdc LED | C Chrome Bezel Finish |
| B 2.8 L | (B) 0566 B | 6.0 2.0 max p. 340 | N L M | Blue (Special Order) C Clear | 6 24Vdc LED 7 12/14V Filament | |
| B 2.8 L | (B) 0566 C | 6.0 2.0max p. 340 | N L M | Red Y Yellow G Green B Blue | 8 24/ 28V Filament 9 125/250Vac LED | |
| C 6.3 | (C) 0145 AA | 5.8 3.0max p. 340 | N L M F | Red Y Yellow G Green B Blue | | |
| L W | (L) 1041 00 | 6.3 6.3max p. 340 | N L F | Red Y Yellow G Green B Blue | | |
| L W | (L) 1045 00 | 6.3 10.0max p. 340 | N L M F | Red Y Yellow G Green B Blue | | |

Indicator Lights

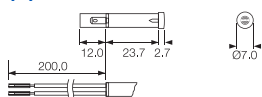
Neon, LED and Filament Lamp



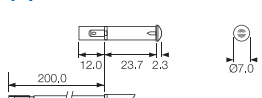
| Terminal | Type | Sealed | Illumination | Colour | Voltage | Options |
|------------|-------------------|--------------------------|------------------|------------------------------------------------------------------------------------------------------------------------|------------------------------------------------|------------------------------|
| L W | (L) 0245 00 | 7.1 6.3 max p. 340 | N L M F | Neon & Filament R Red A Amber G Green B Blue (Special Order) C Clear | 1 LED No Resistor 2 125V Neon | C Chrome Bezel Finish |
| L | L 2950 00 | 8.0 0.8-1.6 p. 340 | N L M F | | 3 250V Neon 4 6Vdc LED | |
| L C 6.3 | (L) 0195 BB | 8.0 0.8-3.0 p. 340 | N F | | 5 12Vdc LED | |
| L | L 2951 00 | 8.0 0.8-1.6 p. 340 | N L M F | LED R Red Y Yellow G Green B Blue | 6 24Vdc LED 7 12/14V Filament | |
| L H 4.8 | H) 0568 A(*) | 8.0 0.8-3.5 p. 340 | N L F | | 8 24/ 28V Filament | |
| L H 4.8 | (H) 0568 B(*) | 8.0 0.8-3.5 p. 340 | N L F | | 9 125/250Vac LED | |

Dimensions

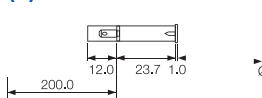
(B) 0566 A



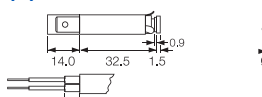
(B) 0566 B



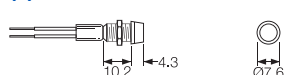
(B) 0566 C



(C) 0145 AA



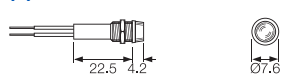
(L) 1041 00



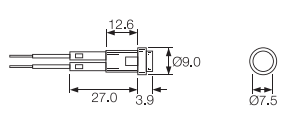
(L) 1045 00



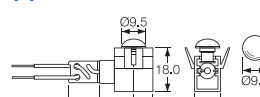
(L) 0245 00



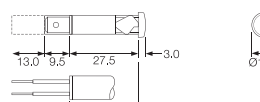
L 2950 00



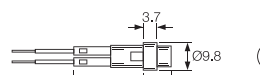
(L) 0195 BB



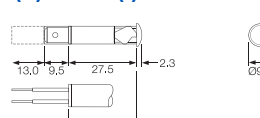
H) 0568 A(*)



L 2951 00



(H) 0568 B(*)



Indicator Lights

Neon, LED and Filament Lamp



Key Features

- Neon, LED, mains LED or filament lamp
- Bezel sizes from 6.7 to 16.3mm diameter
- Red, amber, green, blue and clear lenses
- Red, yellow, green, blue and white LEDs
- Wide choice of styles

Colours and voltages:

| NEON | DC LED | AC MAINS LED | FILAMENT |
|-------------------------------------------------------------------------------------------------------|----------------------------------------------------------------------------------------|-----------------------------------------------------------|-------------------------------------------------------------------------------|
| | | | |
| Available with Red, Amber, Green or Clear lenses 100/130V (marked 110V), 200/250V (marked 230V) | Red, Yellow, Green, Blue, White 2.0/2.2V Resistors for other voltages available. | Red, Yellow, Green, Blue, White 110-230V ac operation. | Available with Red, Amber, Green, Clear or Blue lenses 6V, 12/14V, 24/28V. |

| Terminal | Type | Illumination | Colour | Voltage | Options | Panel | Approval |
|----------------------------------------------------------|------------------------|----------------------------------------------|----------------------------------|------------------------------|---------------------------------|----------------------------------------|----------|
| L K 2.8 H 4.8 C 6.3 | (C) 0273 00 | N L M F | Neon & Filament | 1 LED No Resistor | C Chrome Bezel Finish | 9.0 2.0 max p. 340 | |
| | | | R Red | 2 125V Neon | | | |
| | | | A Amber | 3 250V Neon | | | |
| | | | G Green | 4 6Vdc LED | | | |
| | | | B Blue (Special Order) | 5 12Vdc LED | | | |
| L K 2.8 H 4.8 C 6.3 | (C) 0278 00 | N L M F | C Clear | 6 24Vdc LED | C Chrome Bezel Finish | 9.5 0.8-2.8 p. 340 | |
| | | | B Blue (Special Order) | 7 12/14V Filament | | | |
| | | | C Clear | 8 24/ 28V Filament | | | |
| | | | R Red | 9 125/250Vac LED | | | |
| | | | L LED | | | | |
| L K 2.8 H 4.8 C 6.3 | (C) 0276 AA | N L M F | R Red | | C Chrome Bezel Finish | 10.0 12.0 p. 340 | |
| | | | A Amber | | | | |
| | | | G Green | | | | |
| | | | B Blue (Special Order) | | | | |
| | | | C Clear | | | | |
| L K 2.8 H 4.8 C 6.3 | (C) 0275 00 | N L M F | Y Yellow | | C Chrome Bezel Finish | 10.0 11.5 max p. 340 | |
| | | | G Green | | | | |
| | | | B Blue | | | | |
| | | | R Red | | | | |
| | | | L LED | | | | |

Indicator Lights

Neon, LED and Filament Lamp



| Terminal | Type | Illumination | Colour | Voltage | Options | Panel | Approval |
|----------------------------------------------------------|------------------------|----------------------------------------------|------------------------------------------------------------------------------------------------------------------------------------------|------------------------------------------------------------------------------------------------------------------------------------------------------------------------------------------------------------------------------------------------------|------------------------------------|----------------------------------------------------------------------|----------|
| L K 2.8 H 4.8 C 6.3 | (C) 0276 00 | N L M F | Neon & Filament R Red A Amber G Green B Blue (Special Order) C Clear | 1 LED No Resistor 2 125V Neon 3 250V Neon 4 6Vdc LED 5 12Vdc LED 6 24Vdc LED 7 12/14V Filament 8 24/ 28V Filament 9 125/250Vac LED | C Chrome Bezel Finish | 10.0 2.8 max p. 340 | |
| L K 2.8 H 4.8 C 6.3 | (C) 0277 00 | N L M F | Neon & Filament R Red A Amber G Green B Blue (Special Order) C Clear | 1 LED No Resistor 2 125V Neon 3 250V Neon 4 6Vdc LED 5 12Vdc LED 6 24Vdc LED 7 12/14V Filament 8 24/ 28V Filament 9 125/250Vac LED | C Chrome Bezel Finish | 10.0 12 max p. 340 | |
| L K 2.8 H 4.8 C 6.3 | (C) 0273 LL | N L M F | Neon & Filament R Red A Amber G Green B Blue (Special Order) C Clear | 1 LED No Resistor 2 125V Neon 3 250V Neon 4 6Vdc LED 5 12Vdc LED 6 24Vdc LED 7 12/14V Filament 8 24/ 28V Filament 9 125/250Vac LED | C Chrome Bezel Finish | 10.0 0.6-2.0 p. 340 | |
| L K 2.8 H 4.8 C 6.3 | (C) 2820 00 | N L M F | Neon & Filament R Red A Amber G Green B Blue (Special Order) C Clear | 1 LED No Resistor 2 125V Neon 3 250V Neon 4 6Vdc LED 5 12Vdc LED 6 24Vdc LED 7 12/14V Filament 8 24/ 28V Filament 9 125/250Vac LED | C Chrome Bezel Finish | 12.0 0.75-2.0 p. 340 | |
| L K 2.8 H 4.8 C 6.3 | (C) 2821 00 | N L M F | Neon & Filament R Red A Amber G Green B Blue (Special Order) C Clear | 1 LED No Resistor 2 125V Neon 3 250V Neon 4 6Vdc LED 5 12Vdc LED 6 24Vdc LED 7 12/14V Filament 8 24/ 28V Filament 9 125/250Vac LED | C Chrome Bezel Finish | 12.0or12.7 ø12.0 = 0.8-2.5 ø12.7 = 1.1-2.5 p. 340 | |
| L K 2.8 H 4.8 C 6.3 | (C) 0586 00 | N L M F | Neon & Filament R Red A Amber G Green B Blue (Special Order) C Clear | 1 LED No Resistor 2 125V Neon 3 250V Neon 4 6Vdc LED 5 12Vdc LED 6 24Vdc LED 7 12/14V Filament 8 24/ 28V Filament 9 125/250Vac LED | C Chrome Bezel Finish | 12.5 0.8-1.5 p. 340 | |

Dimensions

(L) 0569 AW



(C) 0275 00



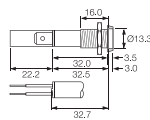
(C) 0273 LL



(C) 0273 00



(C) 0275 00



(C) 2820 00



(C) 0278 00



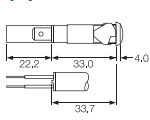
(C) 0276 00



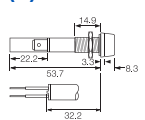
(C) 2821 00



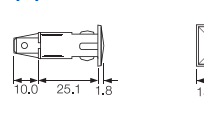
(C) 0276 AA



(C) 0277 00



(C) 0586 00



Indicator Lights

Neon, LED and Filament Lamp



Key Features

- Neon, LED, mains LED or filament lamp
- Bezel sizes from 6.7 to 16.3mm diameter
- Red, amber, green and clear lenses
- Red, yellow, green, blue and white LEDs
- Wide choice of styles

Colours and voltages:





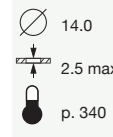


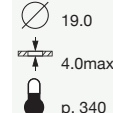










| | | | |
|----------------------------------------------------------------------------------------------------|----------------------------------------------------------------------------------------|-----------------------------------------------------------|-------------------------------------------------------------------------------|
| NEON | DC LED | AC MAINS LED | FILAMENT |
| | | | |
| Available with Red, Amber, Green or Clear lenses 100/130V (marked 110V), 200/250V (marked 230V) | Red, Yellow, Green, Blue, White 2.0/2.2V Resistors for other voltages available. | Red, Yellow, Green, Blue, White 110-230V ac operation. | Available with Red, Amber, Green, Clear or Blue lenses 6V, 12/14V, 24/28V. |

| Terminal | Type | Illumination | Colour | Voltage | Options | Panel | Approval |
|----------------------------------------------------------|------------------------|----------------------------------------------|----------------------------------|------------------------------|---------------------------------|----------|----------|
| L K 2.8 H 4.8 C 6.3 | (C) 2870 00 | N L M F | Neon & Filament | 1 LED No Resistor | C Chrome Bezel Finish | 12.7 | |
| | | | R Red | 2 125V Neon | | 0.75-2.0 | |
| | | | A Amber | 3 250V Neon | | P. 340 | |
| | | | G Green | 4 6Vdc LED | | 12.7 | |
| L K 2.8 H 4.8 C 6.3 | (C) 0589 00 | N L M F | B Blue (Special Order) | 5 12Vdc LED | C Chrome Bezel Finish | 9.5 | |
| | | | C Clear | 6 24Vdc LED | | 12.7 | |
| | | | L LED | 7 12/14V Filament | | 12.0max | |
| | | | M Mains LED | 8 24/ 28V Filament | | p. 340 | |
| L K 2.8 H 4.8 C 6.3 | (C) 0177 00 | N L M F | R Red | 9 125/250Vac LED | C Chrome Bezel Finish | 12.7 | |
| | | | Y Yellow | 1 LED No Resistor | | 12.7 | |
| | | | G Green | 2 125V Neon | | 0.75-2.0 | |
| | | | B Blue | 3 250V Neon | | P. 340 | |
| L K 2.8 H 4.8 C 6.3 | (C) 0067 00 | N L M F | L LED | 4 6Vdc LED | C Chrome Bezel Finish | 12.7 | |
| | | | R Red | 5 12Vdc LED | | 9.5 | |
| | | | Y Yellow | 6 24Vdc LED | | 12.0max | |
| | | | G Green | 7 12/14V Filament | | p. 340 | |
| L K 2.8 H 4.8 C 6.3 | (C) 0180AA | N L M F | M Mains LED | 8 24/ 28V Filament | C Chrome Bezel Finish | 1.14 max | |
| | | | B Blue | 9 125/250Vac LED | | p. 340 | |
| | | | L LED | 1 LED No Resistor | | 12.7 | |
| | | | R Red | 2 125V Neon | | 0.75-2.0 | |

Indicator Lights

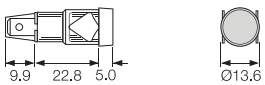
Neon, LED and Filament Lamp



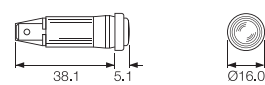
| Terminal | Type | Illumination | Colour | Voltage | Options | Panel | Approval |
|------------|-------------------------------------------------------------------------------------------------|-------------------------------------------------------------------------------------------------------------------------------------------------------------------------------------------------------------------------------------------------------------------|---------------------------------------------------------------------------------------------------------------------------------------------------------------------------------------------------------------------------------------------------------------------------|--------------------------------------------------------------------------------------------------------------------------------------------------------------------------------------------------------------------------------------------------------------------------------------|------------------------------------|---------------------------------------------------------------------------------------------------------------------------------------------------------------------------------------------------------------------------------------------------------------------------------------------------------------------------------------------------------------------------------------------------------------------------------------------------------------------------------------------------------------------------------------------------------------------------------------------------------------------------------------------------------------------------------------------------------------------------------------------------------------------------------------------------------------------------------------------------------------------------------|-------------------------------------------------------------------------------------------------------------------------------------------------------------------------------------------------------------------------------------------------------------------------------------------------------------------------------------------------------------------------------------------------------------------------------------------------|
| L C 6.3 | (C) 0180BB  | N  L  F  | Neon & Filament R Red A Amber G Green B Blue (Special Order) C Clear LED R Red Y Yellow G Green B Blue | 1 LED No Resistor 2 125V Neon 3 250V Neon 4 6Vdc LED 5 12Vdc LED 6 24Vdc LED 7 12/14V Filament 8 24/ 28V Filament 9 125/250Vac LED | C Chrome Bezel Finish |  13.5  0.9-1.14  p. 340  14.0  2.5 max  p. 340  19.0  4.0max  p. 340 |      |

Dimensions

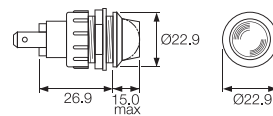
(C) 2870 00



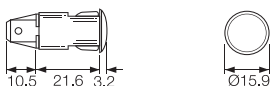
(C) 0067 00



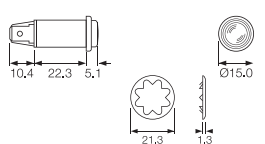
(C) 1092



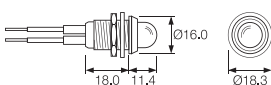
(C) 0589 00



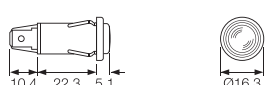
(C) 0180AA



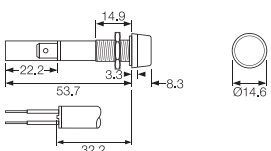
L 0081 00



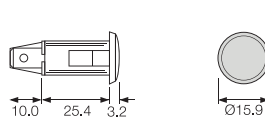
(C) 0180BB



(C) 0177 00



(C) 0579 00



Indicator Lights

Neon, LED and Filament Lamp



Key Features

- Neon, LED, mains LED or filament lamp
- Bezel sizes from 6.7 to 16.3mm diameter
- Red, amber, green and clear lenses
- Red, yellow, green, blue and white LEDs
- Wide choice of styles

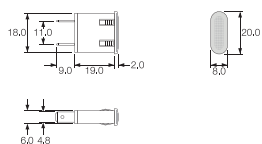
Colours and voltages:

| NEON | DC LED | AC MAINS LED | FILAMENT |
|----------------------------------------------------------------------------------------------------|----------------------------------------------------------------------------------------|-----------------------------------------------------------|-------------------------------------------------------------------------------|
| | | | |
| Available with Red, Amber, Green or Clear lenses 100/130V (marked 110V), 200/250V (marked 230V) | Red, Yellow, Green, Blue, White 2.0/2.2V Resistors for other voltages available. | Red, Yellow, Green, Blue, White 110-230V ac operation. | Available with Red, Amber, Green, Clear or Blue lenses 6V, 12/14V, 24/28V. |

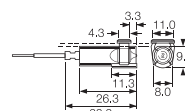
| Terminal | Type | Illumination | Colour | Voltage | Options | Panel | Approval |
|------------------|------|--------------|----------------------------------|------------------------------|---------------------------------|----------|----------|
| L | | N | Neon & Filament | 1 LED No Resistor | C Chrome Bezel Finish | | |
| | | | R Red | 2 125V Neon | | | |
| | | | A Amber | 3 250V Neon | | | |
| | | | G Green | 4 6Vdc LED | | | |
| | | | B Blue (Special Order) | 5 12Vdc LED | | | |
| | | | C Clear | 6 LED 24Vdc LED | | | |
| | | | R Red | 7 12/14V Filament | | | |
| | | | Y Yellow | 8 24/ 28V Filament | | | |
| | | | G Green | 9 125/250Vac LED | | | |
| B Blue | | | | | | | |

Dimensions

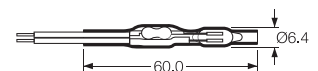
H 0581 AY



L 0234 00



L 0233 00



Neon tube, resistor and flexible lead assembly, protected by "shrunk on" transparent sleeving.

Key Features

- Up to 50V
- Red, Amber, Green, Blue and Clear
- Linestra/Philinea lamp holder

Colours and voltages:

These lampholders are suitable for up to 50V max.

Colours - Red, Amber, Green, (Clear & Blue, check availability).

| Terminal | Type | Colour | Options | Panel |
|----------|------------------------------------------------------------------------------------------------------------|------------------------------------------------------------------------------------------------------|------------------------------|------------------------|
| T | T0061 00 (LES)  | Neon & Filament R Red A Amber G Green B Blue (Special Order) | C Chrome Bezel Finish | 9.5 0.9-1.14 T85 |
| C | (C) 0067 00  | G Green | | 12.7 1.14max T85 |
| T 6.3 | (T) 0062 A0  | C Clear | | 12.7 9.6max T85 |
| T | (C) 0062 M0  | LED R Red | | 12.7 9.6max T85 |
| S | (S) 0095 00  | Y Yellow G Green B Blue | | T85 |

T0061 00 (LES)



(C) 0062 M0



(T) 0062 A0



(C) 0067 00



(S) 0095 00





C1090FE ---



P1090FL ---

Key Features

- Up to 50V
- MES or MBC bulb
- Flat and domed lens
- Brass or nylon bodies
- Red, Amber, Green, Blue and Clear lenses

Approvals and specifications

These lampholders are suitable for up to 50V max.

Colours - Red, Amber, Green, (Clear & Blue, check availability).
Brass bodies have polished chrome finish.

Dimensions and Options



F0445 MO
P.V.C. Insulating terminal cover.



| Terminal | Type | Colour | Options | Panel | Lens | | | | | | | | | | | | | | | | | | | | | | | | | | | | | | | | | | | |
|----------------------------------------------|-------------------------------------------------------|-------------------------|--------------------------------------------------------------------------------------------------------------------------------------------------------------------------------------------------------------------------------------------------------------------------------------------------------------------------------------------------------------------------------------------------------------------------------------------------------------------------------------------------------------|--------------------------------------------------------------------------------------------------------------------------------------------------------------------------------------------------------------------------------------------------------------------------------------------------------------------------------------------------------------------------------------------------------------------------------------------------------------------------------------------------------------------------------------------------------------------------------------------------------------------------------------------------------------------------------------|---------------------|-------------------------|---------------|-------|-------|------|-------|-------|------|------|------|-------|-------|------|------|------|---------------------|-------------------------|------|------|------|-------|-------|------|---------------------------|---|------|-------------------------|------|------|---|------|-------|------|------|----------------------|
| C 6.3 x 0.8 9.1 | 1090 MES (E10) | R Red | C Chrome Bezel Finish | 1090 (MES lamps) <table border="1"> <thead> <tr> <th></th> <th>Panel Hole Dia</th> <th>Body Material</th> <th>Dim A</th> <th>Dim B</th> </tr> </thead> <tbody> <tr><td>A</td><td>19.0</td><td>Brass</td><td>35.0</td><td>22.0</td></tr> <tr><td>D</td><td>19.0</td><td>Brass</td><td>30.2</td><td>22.0</td></tr> <tr><td>E</td><td>19.0</td><td>Nylon with chrome bezel</td><td>30.2</td><td>22.8</td></tr> <tr><td>G</td><td>19.0</td><td>Brass</td><td>24.6</td><td>22.0</td></tr> <tr><td>H</td><td>19.0</td><td>Nylon with chrome bezel</td><td>24.6</td><td>22.8</td></tr> <tr><td>L</td><td>25.4</td><td>Brass</td><td>26.0</td><td>31.5</td></tr> </tbody> </table> | | Panel Hole Dia | Body Material | Dim A | Dim B | A | 19.0 | Brass | 35.0 | 22.0 | D | 19.0 | Brass | 30.2 | 22.0 | E | 19.0 | Nylon with chrome bezel | 30.2 | 22.8 | G | 19.0 | Brass | 24.6 | 22.0 | H | 19.0 | Nylon with chrome bezel | 24.6 | 22.8 | L | 25.4 | Brass | 26.0 | 31.5 | F Flat |
| | | | | | Panel Hole Dia | Body Material | Dim A | Dim B | | | | | | | | | | | | | | | | | | | | | | | | | | | | | | | | |
| | | A | | | 19.0 | Brass | 35.0 | 22.0 | | | | | | | | | | | | | | | | | | | | | | | | | | | | | | | | |
| | | D | | | 19.0 | Brass | 30.2 | 22.0 | | | | | | | | | | | | | | | | | | | | | | | | | | | | | | | | |
| | | E | | | 19.0 | Nylon with chrome bezel | 30.2 | 22.8 | | | | | | | | | | | | | | | | | | | | | | | | | | | | | | | | |
| G | 19.0 | Brass | 24.6 | | 22.0 | | | | | | | | | | | | | | | | | | | | | | | | | | | | | | | | | | | |
| H | 19.0 | Nylon with chrome bezel | 24.6 | | 22.8 | | | | | | | | | | | | | | | | | | | | | | | | | | | | | | | | | | | |
| L | 25.4 | Brass | 26.0 | | 31.5 | | | | | | | | | | | | | | | | | | | | | | | | | | | | | | | | | | | |
| Y Yellow | | | | | | | | | | | | | | | | | | | | | | | | | | | | | | | | | | | | | | | | |
| G Green | | | | | | | | | | | | | | | | | | | | | | | | | | | | | | | | | | | | | | | | |
| B Blue | | | | | | | | | | | | | | | | | | | | | | | | | | | | | | | | | | | | | | | | |
| C Clear | | | | | | | | | | | | | | | | | | | | | | | | | | | | | | | | | | | | | | | | |
| T Ø2.0 4.8 9.1 Solder | 1091 MBC (BA9s) (C and S Terminals only) | | 1091 (MBC lamps) <table border="1"> <thead> <tr> <th></th> <th>Panel Hole Dia</th> <th>Body Material</th> <th>Dim A</th> <th>Dim B</th> </tr> </thead> <tbody> <tr><td>B</td><td>19.0</td><td>Brass</td><td>36.0</td><td>22.0</td></tr> <tr><td>C</td><td>19.0</td><td>Nylon</td><td>36.6</td><td>22.0</td></tr> <tr><td>Q</td><td>19.0</td><td>Nylon (Chrome twin)</td><td>36.6</td><td>22.8</td></tr> <tr><td>M</td><td>25.4</td><td>Brass</td><td>38.1</td><td>31.5</td></tr> </tbody> </table> | | Panel Hole Dia | Body Material | Dim A | Dim B | B | 19.0 | Brass | 36.0 | 22.0 | C | 19.0 | Nylon | 36.6 | 22.0 | Q | 19.0 | Nylon (Chrome twin) | 36.6 | 22.8 | M | 25.4 | Brass | 38.1 | 31.5 | V MES (E10) | | | | | | | | | | | |
| | | | | Panel Hole Dia | Body Material | Dim A | Dim B | | | | | | | | | | | | | | | | | | | | | | | | | | | | | | | | | |
| | | B | | 19.0 | Brass | 36.0 | 22.0 | | | | | | | | | | | | | | | | | | | | | | | | | | | | | | | | | |
| | | C | | 19.0 | Nylon | 36.6 | 22.0 | | | | | | | | | | | | | | | | | | | | | | | | | | | | | | | | | |
| | | Q | | 19.0 | Nylon (Chrome twin) | 36.6 | 22.8 | | | | | | | | | | | | | | | | | | | | | | | | | | | | | | | | | |
| M | 25.4 | Brass | | 38.1 | 31.5 | | | | | | | | | | | | | | | | | | | | | | | | | | | | | | | | | | | |
| | | | | | | | | | | | | | | | | | | | | | | | | | | | | | | | | | | | | | | | | |
| | | | | | | | | | | | | | | | | | | | | | | | | | | | | | | | | | | | | | | | | |
| | | | | | | | | | | | | | | | | | | | | | | | | | | | | | | | | | | | | | | | | |
| | | | | | | | | | | | | | | | | | | | | | | | | | | | | | | | | | | | | | | | | |
| S 9.1 Screw and Clamp | | | | L No lens | | | | | | | | | | | | | | | | | | | | | | | | | | | | | | | | | | | | |
| | | | | | | | | | | | | | | | | | | | | | | | | | | | | | | | | | | | | | | | | |
| | | | | | | | | | | | | | | | | | | | | | | | | | | | | | | | | | | | | | | | | |
| | | | | | | | | | | | | | | | | | | | | | | | | | | | | | | | | | | | | | | | | |
| | | | | | | | | | | | | | | | | | | | | | | | | | | | | | | | | | | | | | | | | |

LED Lamps and LED Lampholders

LED Lampholders can be supplied with or without LEDs



Key Features

- LED lampholders
- Supplied with or without LEDs
- Black or Chrome finish

Colours and voltages:

Colours: Red, Yellow, Green and Blue LEDs
(High Intensity is standard. Option of extra super bright).

Voltages: LEDs are available for direct connection to 2.0/2.2V or 12Vdc

For other voltages contact sales.

| Terminal | Type | Body Colour | LED Colour | Voltage | Panel Cutout | Approval | Dimensions |
|----------------------|-----------------------------------------------------------------------------------------------------------|-------------|------------|-----------------|-------------------------|--------------------------------------------------------------------------------------|---------------------------------------------------------------------------------------|
| W LED fitted | (W) 1047 00  | Black | Red | LED No Resistor | 6.3 6.3max T105 | |  |
| A LED not fitted | | | | | | | |
| L LED & Wires fitted | | | | | | | |
| W LED fitted | (L) 1048 00  | Blank | Yellow | 6Vdc LED | 8.0 5.5max T105 | |  |
| A LED not fitted | | | | | | | |
| L LED & Wires fitted | | | | | | | |
| W LED fitted | (W) 1050 00  | | Green | 12Vdc LED | 8.0 7.0max T105 |  |  |
| A LED not fitted | | | | | | | |
| L LED & Wires fitted | | | | | | | |
| W LED fitted | (L) 1035 0A  | | | | 4.5 0.9-1.6 T105 |  |  |
| L LED & Wires fitted | | | | | | | |
| W LED fitted | (L) 1036 0A  | | | | 6.0 0.9-1.6 T105 |  |  |
| L LED & Wires fitted | | | | | | | |
| W LED fitted | (L) 1037 0A  | | | | 6.35 0.9-1.6 T105 |  |  |
| L LED & Wires fitted | | | | | | | |




















Key Features

- ⊞ IP67 front bezel sealing
- ⊞ LED lampholders
- ⊞ Supplied with or without LEDs
- ⊞ Black or Chrome finish

Colours and voltages:

Colours:
Red, Yellow Green and Blue LEDs.
(High Intensity is standard. Option of extra super bright).

Voltages:
LEDs are available for direct connection to 2.0/2.2V or 12Vdc.
For other voltages contact sales.

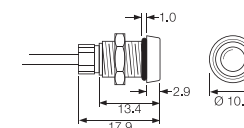
| Terminal | Type | LED Colour | Voltage | Panel | Approval |
|--------------------------------------------------------------------------------------------------------------------|-----------------------------------------------------------------------------------------------------------|------------------|-----------------------|-----------------------------------------------------------------------------------------------------------------------------------------------------------------------------------------------------------------------------------------------------------------------------------|-------------------------------------------------------------------------------------|
| L LED & Wires fitted  | (L) 1048 00  | B Blue | 6 24Vdc LED |  8.0  5.5max  T105 |  |
| W LED fitted  | (W) 1050 00  | | |  8.0  7.0max  T105 |  |
| A LED not fitted  | | | | | |
| L LED & Wires fitted  | (W) 1050 00  | | |  8.0  7.0max  T105 |  |

Dimensions

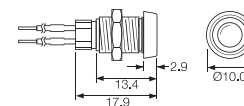
(L) 1048 00



(W) 1050 00



(W) 1050 00



Properties

Sealing

O-ring sealing equivalent to IP67, of both the LED to bezel, and bezel to panel is available where shown.

Polarity

The nylon base mouldings are polarity marked.

Body Material and Finish

Chromed brass or Black oxide coated brass.

Lampholders only

Items prefixed 'A' are supplied without LEDs.

LED wires or PVC covered wire leads

125mm min length wires, 6.3mm standard strip.
Alternative colours, length and strip available.

Key Features

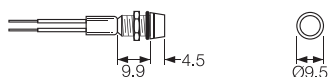
- IP67 Panel Sealing
- Supplied complete with gaskets/'O' rings
- Neon, LED, mains LED or filament lamp
- Bezel sizes from 7.6 to 22.9mm diameter
- Red, amber, green, blue and clear lenses
- Red, yellow, green, blue and white LEDs
- Wide choice of styles

Colours and voltages:

| | | | |
|--------------------------------------------------------------------------------------------------------------------------|-------------------------------------------------------------------------------------------------------------|--------------------------------------------------------------------------------------|------------------------------------------------------------------------------------------------------|
| NEON Available with Red, Amber, Green or Clear lenses 100/130V (marked 110V), 200/250V (marked 230V) | DC LED Red, Yellow, Green, Blue, White 2.0/2.2V Resistors for other voltages available. | AC MAINS LED Red, Yellow, Green, Blue, White 110-230V ac operation. | FILAMENT Available with Red, Amber, Green, Clear or Blue lenses 6V, 12/14V, 24/28V. |
|--------------------------------------------------------------------------------------------------------------------------|-------------------------------------------------------------------------------------------------------------|--------------------------------------------------------------------------------------|------------------------------------------------------------------------------------------------------|

| Terminal | Type | Sealed | Illumination | Colour | Voltage | Option | Panel Cutout | Approval |
|------------------------------|-------------|-------------|------------------|--------------------------|----------------------------------------------------------------------|--------------------------|------------------|----------|
| L | (L) 1041 OS | S Sealed | N L M F | R A | 1 LED No Resistor 2 125V Neon | C Chrome Bezel Finish | 6.3 5.3max | KEMA |
| L | (L) 0245 OS | | N L M F | G B Blue (Special) | 3 250V Neon | | 7.1 4.6max | KEMA |
| L C 6.3 K 2.8 H 4.8 | (C) 0275 OS | | N L M F | C | 4 6Vdc LED 5 12Vdc LED | | 10.0 11.15max | KEMA |
| L C 6.3 K 2.8 H 4.8 | (C) 0277 OS | | N L M F | LED R | 6 24Vdc LED | | 10.0 11.15max | KEMA |
| L C 4.8 K 2.8 H | (C) 0177 OS | | N L M F | Y G B W | 7 12/14V Filament 8 24/ 28V Filament 9 125/250Vac LED | | 12.7 11.15max | KEMA |

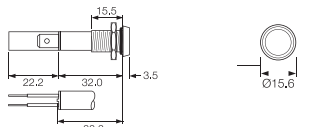
(L) 1041 OS



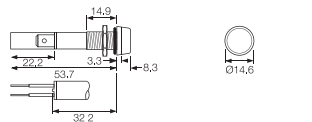
(L) 0245 OS



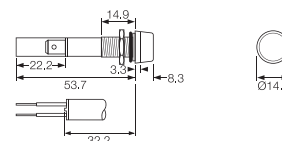
(C) 0275 OS



(C) 0277 OS



(C) 0177 OS



The majority of Arcoelectric indicator lights can be supplied with alternative light sources:

Neon, Fluorescent, Filament lamp or LED

NEON and FLUORESCENT LAMPS

Colours

Available with Red, Amber, Green, Blue or Clear lenses.

Maximum striking voltages

Standard brightness types 65Vac 90Vdc.

High brightness types 85Vac 135Vdc.

High brightness types are usually fitted.

Life

Typically 25,000 hours (Green fluorescent lamps 20,000 hours).

(Measured to a point when the light output of the lamp is half its original level.)

The end of life for a neon lamp is not usually a sudden failure.

False signals due to long wiring

It is possible for neon or fluorescent tubes to glow when they should be off.

The false signal is caused by the capacitance effect of fairly long wiring to the

indicator being adjacent to other live cables. This effect can be prevented in

most cases by fitting a 100k resistor across the supply wires close to the

indicator assembly.

MATERIALS

Moulded bodies and basesNylon 6.6

Metal bodies and bezelsChrome plated brass (except #)

LensesPolycarbonate

Terminals (most types)Brass (electro-tin plated)

Terminals (exceptions)Brass (flash silver* or nickel** plated)

Threaded metal nutsBrass (nickel plated on 0275/7)

Other fixingsCall sales for details

* R9, 0061, 0062, 0430, 0480, 1090, 1091, 6030, 7030, 8630, 8580


** # 3130, 3160, 3161, 3221 have nickel plated terminals with steel screws


and plated polyamide bezel trims


TEMPERATURE RATING

| Authority | with Terminals | with Wire leads | |
|-----------|----------------|-----------------|----------|
| | | PVC | SILICONE |
| European | T125°C | T105°C | T125°C |
| UL | T65/75°C | T65/75°C | |


SYMBOLS

 Terminals
C 6.3, H 4.8, K 2.8

 Wire leads
200mm long Standard

 Solid wires
LED only

  Panel hole size

 Panel thickness

 Temperature rating

FILAMENT LAMPS

Colours

Available with Red, Amber, Green, Clear or Blue lenses

LEDs - DC

Colours

Red, Yellow, Green, Blue and White.

Voltage

Basic voltage 2.0/2.2V. Some items are available with

integral resistors for 12V use. For details of resistors

required for higher voltages, please call sales.

Current

Maximum continuous forward current 20mA

Life

>100,000hrs

LEDs - AC

Colours

Red, Yellow, Green, Blue and White.

Voltage

Rated up to 230V ac, suitable for use at 110V and 230V ac.

Current

<3mA

Life

>100,000hrs