

# FNM 13/32" x 1-1/2" 250Vac time-delay supplemental fuses



250Vac  
1/10 to 30A

### Catalog symbol / color code:

- FNM
- Green (250Vac max)

### Description:

Time-delay supplemental fuse.

For superior protection, Eaton recommends upgrading to Bussmann series Low-Peak™ Class CC fuses. See data sheet No. 1023.

### Specifications:

#### Ratings

Fuse amp range	Interrupting rating at system voltage		Agency information	
	250Vac	125Vac	UL®	CSA®
1/10 to 1	35A	10kA	X	X
1-1/8 to 3-1/2	100A	10kA	X	X
4 to 10	200A	10kA	X	X
12 to 30	10kA	-	X	X

#### Agency information

- CE
- UL Listed, Std. 248-14, Guide JDYX; File E19180
- CSA Certified, Class 1422-01, File 53787
- RoHS compliant

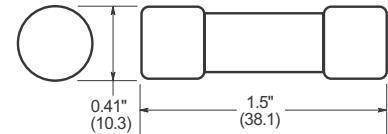
#### Catalog numbers (amps)

FNM-1/10	FNM-8/10	FNM-2-1/2	FNM-6-1/4
FNM-1/8	FNM-1	FNM-2-8/10	FNM-7
FNM-15/100	FNM-1-1/8	FNM-3	FNM-8
FNM-2/10	FNM-1-1/4	FNM-3-2/10	FNM-9
FNM-1/4	FNM-1-4/10	FNM-3-1/2	FNM-10
FNM-3/10	FNM-1-1/2	FNM-4	FNM-12
FNM-4/10	FNM-1-6/10	FNM-4-1/2	FNM-15
FNM-1/2	FNM-1-8/10	FNM-5	FNM-20
FNM-6/10	FNM-2	FNM-5-6/10	FNM-25
FNM-3/4	FNM-2-1/4	FNM-6	FNM-30

#### Carton quantity

Amps	Qty.
1/10 to 30	10

### Dimensions - in (mm):



### Features

- Color coded green for 250Vac maximum voltage rating
- Melamine tube construction
- Nickel-plated endcaps

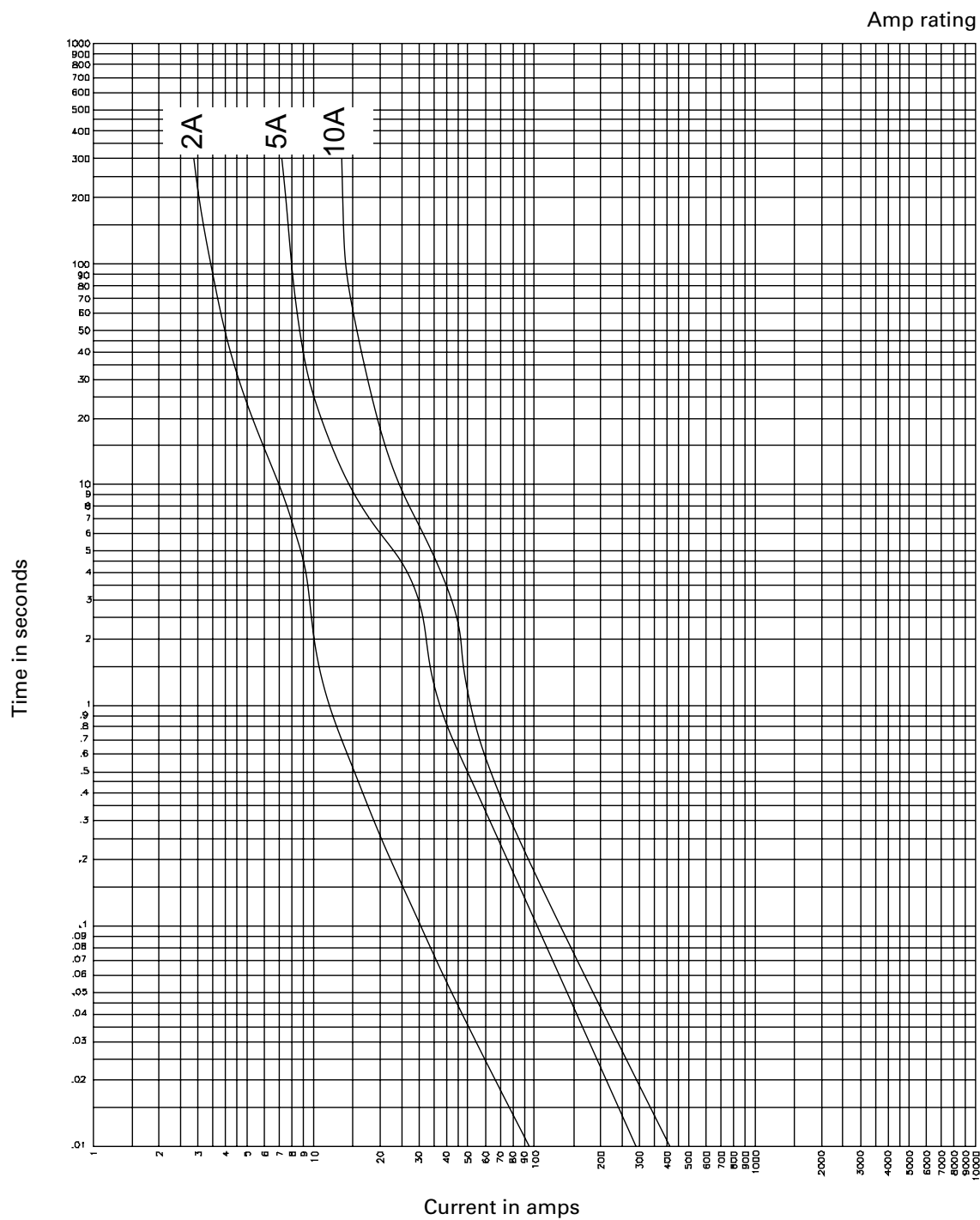
### Typical applications

- Circuits with high inrush currents (motor/transformer loads)
- Supplemental protection for inductive circuits up to 250Vac.

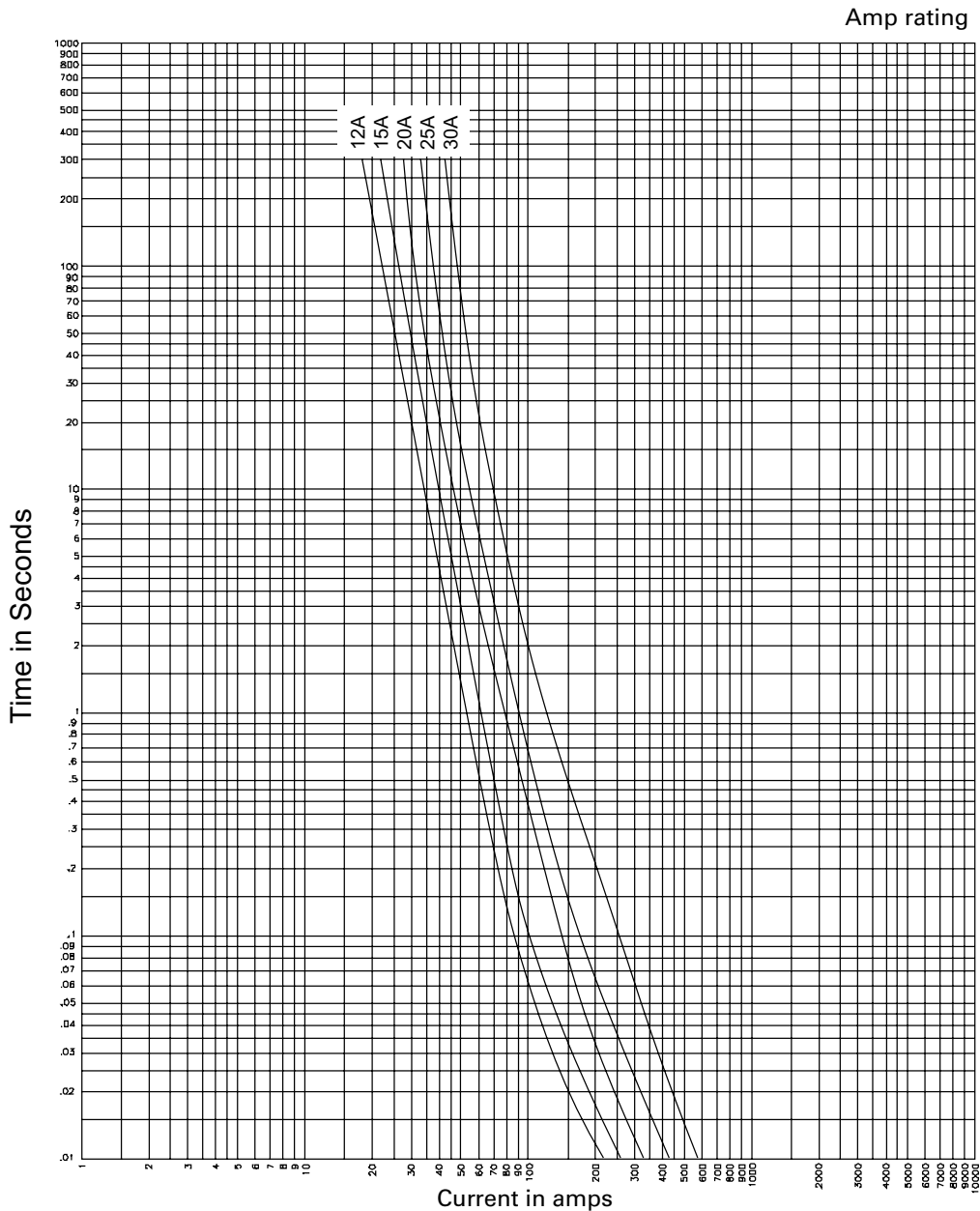
### Recommended fuse blocks/fuse holders

Catalog symbol	Description Blocks	Data sheet No.
BMM	1-, 2- and 3-pole modular blocks with optional covers	10235
<b>DIN-Rail holders / switches</b>		
CCP_-30M	1-, 2- and 3-pole switch	1157
CHM	1-, 2- and 3-pole	3185
Optima NG	3-pole protection module	1109
Optima	3-pole holder	1102
Optima	3-pole holder + switch	1103
<b>Panel mount holders</b>		
HPM and HPM-D	1-pole holder	2112
HPC-D	1-pole holder	2109
HPS2	2-pole holder	2140
HPF, HPF-C and HPF-WT	1-pole holder	2114
HPS	1-pole holder	2113
HPG and HPD	1-pole holder	2108
<b>In-line holders</b>		
HEB	1-pole holder	2127
HEX	2-pole holder	2126
<b>Fuseclips</b>		
1A3400, 5956 and 5960	PCB fuseclips	2132
<b>Fuse covers</b>		
CVR(I)-CCM(-QC)	Finger-safe fuse cover	10235

Time-current characteristic curves – total clearing:



**Time-current characteristic curves – average melt:**



The only controlled copy of this data sheet is the electronic read-only version located on the Eaton network drive. All other copies of this document are by definition uncontrolled. This bulletin is intended to clearly present comprehensive product data and provide technical information that will help the end user with design applications. Eaton reserves the right, without notice, to change design or construction of any products and to discontinue or limit distribution of any products. Eaton also reserves the right to change or update, without notice, any technical information contained in this bulletin. Once a product has been selected, it should be tested by the user in all possible applications.

**Eaton**  
 1000 Eaton Boulevard  
 Cleveland, OH 44122  
 United States  
 Eaton.com

Bussmann Division  
 114 Old State Road  
 Ellisville, MO 63021  
 United States  
 Eaton.com/bussmannseries

© 2015 Eaton  
 All Rights Reserved  
 Printed in USA  
 Publication No. 2028 – BU-SB14291  
 December 2015

Eaton, Bussmann and Low-Peak are valuable trademarks of Eaton in the US and other countries. You are not permitted to use the Eaton trademarks without prior written consent of Eaton.

CSA is a registered trademark of the Canadian Standards Group.  
 UL is a registered trademark of the Underwriters Laboratories, Inc.

For Eaton's Bussmann series product information, call 1-855-287-7626 or visit: [Eaton.com/bussmannseries](http://Eaton.com/bussmannseries)



Follow us on social media to get the latest product and support information.

