

X2 Frequency Multiplier

KSX2-722+

50Ω Output 2600 to 7200 MHz

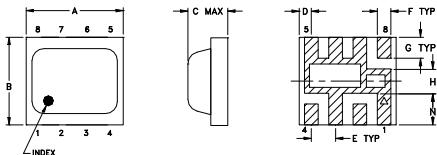
Maximum Ratings

Operating Temperature	-40°C to 85°C
Storage Temperature	-55°C to 100°C
RF Input, 25°C	100 mW

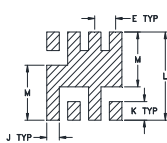
Pin Connections

INPUT	4
OUTPUT	8
50Ω TERMINATE EXT.	2
GROUND	1,3,5,6,7

Outline Drawing



PCB Metal Land Pattern

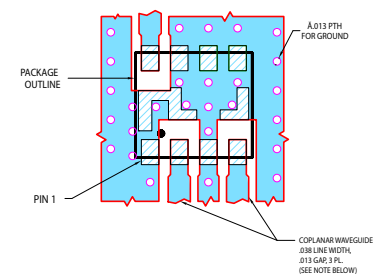


Suggested Layout, Tolerance to be within .002

Outline Dimensions (inch/mm)

A	B	C	D	E	F	G	H	J	K	L	M	N	wt
.200	.180	.087	.025	.050	.028	.043	.050	.030	.043	.204	.127	0.065	grams
5.08	4.57	2.2098	0.64	1.27	0.71	1.09	1.27	0.76	1.09	5.18	3.23	1.65	0.08

Demo Board MCL P/N: TB-473+
Suggested PCB Layout (PL-287)



NOTES:

- TRACE WIDTH AND GAP ARE SHOWN FOR ROGERS RO4350B WITH DIELECTRIC THICKNESS .0071(.0017) COPPER 1% OZ EACH SIDE. FOR OTHER MATERIALS TRACE WIDTH AND GAP MAY NEED TO BE MODIFIED.
- BOTTOM SIDE OF THE PCB IS CONTINUOUS GROUND PLANE.

- DENOTES PCB COPPER LAYOUT WITH SMOBC SOLDER MASK OVER BARE COPPER.
- DENOTES COPPER LAND PATTERN FREE OF SOLDER MASK.

Notes

- Performance and quality attributes and conditions not expressly stated in this specification document are intended to be excluded and do not form a part of this specification document.
- Electrical specifications and performance data contained in this specification document are based on Mini-Circuit's applicable established test performance criteria and measurement instructions.
- The parts covered by this specification document are subject to Mini-Circuits standard limited warranty and terms and conditions (collectively, "Standard Terms"); Purchasers of this part are entitled to the rights and benefits contained therein. For a full statement of the Standard Terms and the exclusive rights and remedies thereunder, please visit Mini-Circuits' website at www.minicircuits.com/MCLStore/terms.jsp

Features

- low conversion loss, 11.5 dB typ.
- high fundamental & harmonic suppression, F1, 22 dBc typ.; F3, 28 dBc typ.; F4, 24 dBc typ.
- LTCC design
- low profile, 0.085"
- aqueous washable

Applications

- synthesizers
- local oscillators

Electrical Specifications

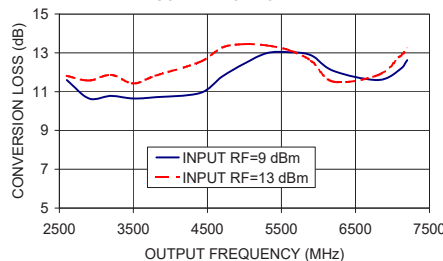
MULTIPLICATION FACTOR	FREQUENCY (MHz)		INPUT POWER (dBm)		CONVERSION LOSS (dB)		*HARMONIC OUTPUT (dBc)					
	F1	F2					F1		F4			
	Input	Output	Min.	Max.	Typ.	Max.	Typ.	Min.	Typ.	Min.		
2	1300-2200	2600-4400	9	13	11.5	14.5	22	14	28	16	17	11
	2200-3600	4400-7200	9	13	13	15.5	18	9	28	13	28	16

* Harmonics of input frequency below the power level of F2

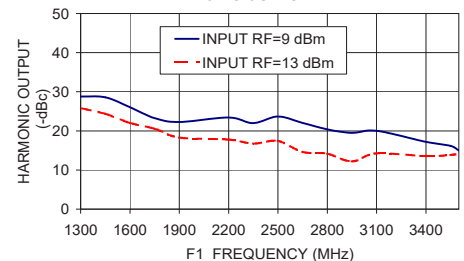
Typical Performance Data

Input Frequency (MHz)	INPUT RF= 9 dBm					INPUT RF= 13 dBm				
	Conversion Loss (dB)	Harmonic Output Below F2 (-dBc)				Conversion Loss (dB)	Harmonic Output Below F2 (-dBc)			
	F2	F1	F3	F4	F2	F1	F3	F4		
1300.00	11.60	28.79	31.75	15.79	11.81	25.85	40.12	18.18		
1450.00	10.65	28.58	29.01	18.05	11.57	24.37	33.64	19.07		
1600.00	10.78	26.04	27.23	15.64	11.86	22.04	30.35	14.31		
1750.00	10.65	23.24	26.46	15.33	11.42	20.54	29.65	19.36		
1900.00	10.71	22.28	25.82	16.84	11.82	18.30	24.83	16.21		
2200.00	10.93	23.43	24.65	25.09	12.53	17.76	20.86	21.81		
2350.00	11.78	21.99	29.88	27.14	13.27	16.75	24.30	25.89		
2500.00	12.45	23.65	35.38	24.52	13.45	17.44	20.16	29.37		
2650.00	12.98	22.02	42.75	20.13	13.38	14.61	31.38	25.50		
2800.00	13.03	20.38	28.07	22.02	13.14	14.15	37.74	32.87		
2950.00	12.87	19.51	25.80	26.24	12.59	12.22	39.70	28.96		
3100.00	12.07	20.01	27.64	27.21	11.51	14.25	35.27	27.92		
3400.00	11.60	17.20	25.52	30.37	11.85	13.55	23.54	32.22		
3550.00	12.14	16.18	21.76	30.70	12.81	13.84	16.60	30.62		
3600.00	12.62	14.99	22.23	33.08	13.20	14.15	17.28	34.13		

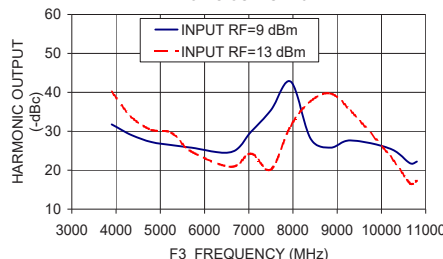
KSX2-722+ CONVERSION LOSS



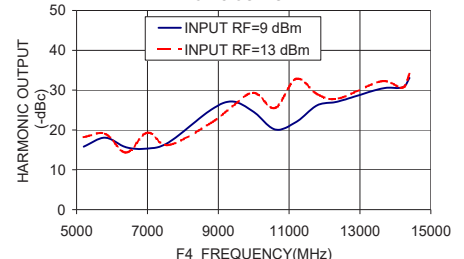
KSX2-722+ HARMONIC OUTPUT F1



KSX2-722+ HARMONIC OUTPUT F3



KSX2-722+ HARMONIC OUTPUT F4



Mouser Electronics

Authorized Distributor

Click to View Pricing, Inventory, Delivery & Lifecycle Information:

[Mini-Circuits:](#)

[KSX2-722+](#)