


# RUGGED TIGER EYE™ SYSTEMS

(2.00 mm) .0787" PITCH



MAX  
**3.8**  
A m p s

**8**  
G b p s

## FEATURES & BENEFITS

- Rugged Tiger Eye™ contact system for high-reliability
- Wide range of stack heights (SMM/TMM Series)
- Right-angle mating headers available
- Optional metal latching, screw downs, weld tabs and locking clips
- Surface mount or through-hole
- Discrete wire assemblies available in 24-30 AWG PVC or Teflon® wire; [contact asp@samtec.com](mailto:contact.asp@samtec.com) for custom solutions



Optional strain relief and variety of wiring options



Components (ISD2/CC81) & tooling available: [samtec.com/tooling](http://samtec.com/tooling)


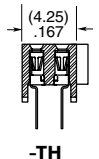
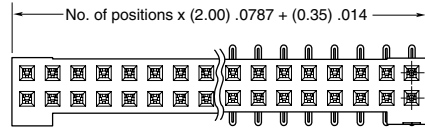
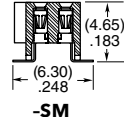
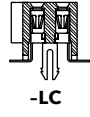
## KEY SPECIFICATIONS (S2M/T2M)

PITCH	STACK HEIGHTS	TOTAL PINS	INSULATOR MATERIAL	CONTACT MATERIAL	PLATING	OPERATING TEMP RANGE	CURRENT RATING	MAX CYCLES
2.00 mm	6 & 7 mm	10 - 60	Black LCP	BeCu (S2M) Phosphor Bronze (T2M)	Au or Sn over 50 μ" (1.27 μm) Ni	-55 °C to +125 °C	3.8 A (T2M) 2.6 A (S2M (2 pins powered)	100 with 10 μ" (0.25 μm) Au

**(2.00 mm) .0787" PITCH • HIGH-RELIABILITY CABLE INTERCONNECTS**

SERIES	1	NO. OF POSITIONS	LEAD STYLE	PLATING OPTION	D	OPTIONS	PACKAGING
<b>S2M</b> Socket		<b>05, 07, 10, 15, 20, 25, 30</b> (Per Row)	<b>-01</b> = Through-hole <b>-02</b> = Surface Mount	<b>-F</b> = Gold flash on contact, Matte Tin on tail <b>-L</b> = 10 μ" (0.25 μm) Gold on contact, Matte Tin on tail		<b>-K</b> = (5.50 mm) .217" DIA Polyimide film Pick & Place Pad (-02 only) <b>-LC</b> = Locking Clip (Manual placement required) (-02 only) <b>-DS</b> = Screw Down (N/A with -LC) (mates with -T2M-DS)	Leave blank for tube packaging <b>-TR</b> = Tape & Reel (-02 only) <b>-FR</b> = Full Reel Tape & Reel (must order max. quantity per reel; contact Samtec for quantity breaks) (-02 only)


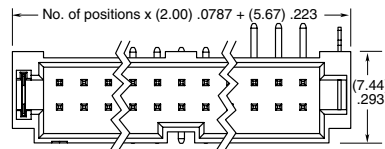
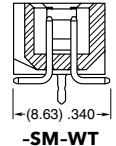
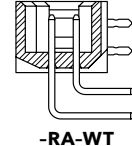
**S2M**  
Board Mates:  
T2M  
Cable Mates:  
T2SD

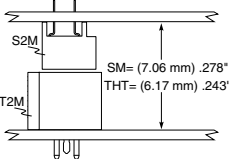
View complete specifications at: [samtec.com?S2M](http://samtec.com?S2M)

SERIES	1	NO. OF POSITIONS	01	PLATING OPTION	D	TAIL OPTION	OTHER OPTIONS	PACKAGING
<b>T2M</b> Header		<b>05, 07, 10, 15, 20, 25, 30</b> (Per Row)		<b>-L</b> = 10 μ" (0.25 μm) Gold on contact, Matte Tin on tail		<b>-TH</b> = Through-hole <b>-RA</b> = Right-angle <b>-SM</b> = Surface Mount	<b>-WT</b> = Weld Tab (S2SD & S2SDT, -SR/-DR required mate) <b>-DS</b> = Screw Down (N/A with -RA) (mates with -S2M-DS, S2SD/S2SDT -SS/-DS option) <b>-K</b> = (7.50 mm) .295" DIA Polyimide film Pick & Place Pad (-SM only)	Leave blank for tube packaging <b>-TR</b> = Tape & Reel (-SM only) <b>-FR</b> = Full Reel Tape & Reel (must order max. quantity per reel; contact Samtec for quantity breaks) (-SM only)

**T2M**  
Board Mates:  
S2M  
Cable Mates:  
S2SD, S2SDT

**MATED HEIGHT**



**Note:** Some lengths, styles and options are non-standard, non-returnable.

View complete specifications at: [samtec.com?T2M](http://samtec.com?T2M)