

Coaxial High Power Amplifier

ZHL-30W-252-S+
ZHL-30W-252X-S+

50Ω 30W 600 to 2500 MHz

The Big Deal

- Wideband, 600 to 2500 MHz
- High gain, 50 dB
- Excellent gain flatness, ± 1.0 dB
- High IP3, +38 dBm

**Extended
Bandwidth
Covers Telecom
Band 71
(617 – 698 MHz)**



ZHL-30W-252-S+



ZHL-30W-252X-S+

Product Overview:

Mini-Circuits' ZHL-30W-252+ is a high-power connectorized amplifier supporting a wide range of applications from 600 to 2500 MHz, such as test instrumentation, SatCom, and mobile communications systems, including those operating in the new telecom Band 71 allocation (617 to 698 MHz). This model provides +46 dBm output power at saturation and extremely flat gain (50 ± 1.3 dB) across its full bandwidth, making it ideal for systems where consistent performance across frequency is required. The amplifier operates on a 28V DC supply and comes housed in compact aluminum alloy case (9.85 x 7.3 x 6.5") with SMA connectors, and an optional heat sink and fan for efficient cooling.

Key Features

Feature	Advantages
Wideband, 600 to 2500 MHz	One amplifier supports a broad range of system and test lab applications. Extended bandwidth down to 600 MHz supports new telecom Band 71 allocation (617 to 698 MHz)
High gain, 50 dB	Reduces the number of gain stages, lowering component count and overall system cost.
Excellent gain flatness, ± 1.0 dB	Provides consistent performance across frequency, minimizing the need for external equalizing networks in wideband applications.
High output power, +46 dBm P3dB	Supports a wide range of power requirements.
High OIP3, +52 dBm	Provides highly linear performance with excellent sensitivity and two-tone spur-free dynamic range.
Built-in protections	The unit features immunity to open and short loads under full CW output power and automatically shuts off when the base plate temperature exceeds +80°C.

Coaxial High Power Amplifier

ZHL-30W-252-S+ ZHL-30W-252X-S+

50Ω 30W 600 to 2500 MHz

Features

- High power, 30Watt
- Low Current consumption, 5A typ.
- High IP3, +52 dBm typ.
- Useable over 500 to 2600 MHz
- Good gain flatness, ±1.0 dB typ.
- No damage with an open or short output load under full CW output power
- Shuts off when base plate temperature exceeds +80°C
- Accepts wide range of DC supply voltage +25V to +29V

Applications

- Cellular
- PCN
- GSM
- ISM
- Lab Test



Model No.	ZHL-30W-252-S+	ZHL-30W-252X-S+ [▲]
Case Style	BT1344	
Connectors	SMA / D-Sub Male	

+RoHS Compliant

The +Suffix identifies RoHS Compliance. See our web site for RoHS Compliance methodologies and qualifications

Electrical Specifications

Parameter	ZHL-30W-252-S+			ZHL-30W-252X-S+ [▲]			Units
	Min.	Typ.	Max.	Min	Typ.	Max.	
Frequency Range	600	—	2500	600	—	2500	MHz
Gain ¹	47	50	55	47	50	55	dB
Gain Flatness	—	—	±2.0	—	—	±2.0	dB
Output Power at 1dB compression	—	+44	—	—	+44	—	dBm
Saturated Output Power at 3dB compression	+44	+46	—	+44	+46	—	dBm
Noise Figure	—	5.5	—	—	5.5	—	dB
Output third order intercept point	—	+52	—	—	+52	—	dBm
Input VSWR	—	1.3	—	—	1.3	—	:1
Output VSWR	—	1.2	—	—	1.2	—	:1
DC Supply Voltage	—	28	29	—	28	29	V
Supply Current ²	—	—	6.3	—	—	6.0	A

1. Small signal input power -35 dBm typ.
2. Power Supply should be capable of delivering 7.5A at start up.

[▲] Heat sink and fan not included. Alternative heat sinking and heat removal must be provided by the user to limit maximum base-plate temperature to 85°C, in order to ensure proper performance. For reference, this requires thermal resistance of user's external heat sink to be 0.2°C/W max.

Maximum Ratings

Parameter	Ratings
Operating Temperature	-20°C to 60°C
Storage Temperature	-55°C to 100°C
Base Plate Temperature	85°C
Input RF Power (no damage)	0 dBm

Permanent damage may occur if any of these limits are exceeded.

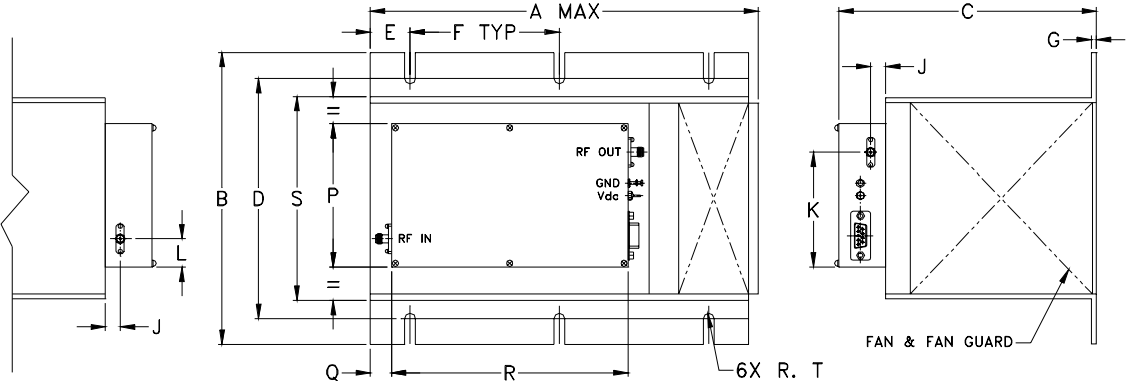
D-Sub Male Connector Pin Connections**

Pin Function	Label on unit	Pin #	Color	Gauge
None	N/C1, N/C2 N/C4, N/C5	1,2,4,5	None	None
Thermal Shut-Off Indication: Shut-Off: 2 to 5V Not Shut-Off: 0 to 0.8V	TTL Out	3	Orange	26 AWG
DC Input (+)	Vdc	6,7	Red	18 AWG
Ground	GND	8,9	Black	18 AWG

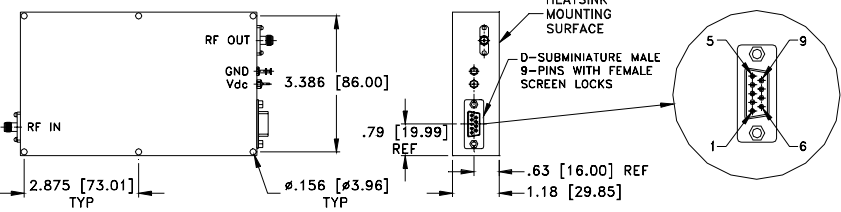
**Each amplifier includes an additional D-Sub connector for mating with the amplifier.

ZHL-30W-252-S+ ZHL-30W-252X-S+

Outline Drawing



MOUNTING INFORMATION FOR MODELS WITHOUT HEATSINK.

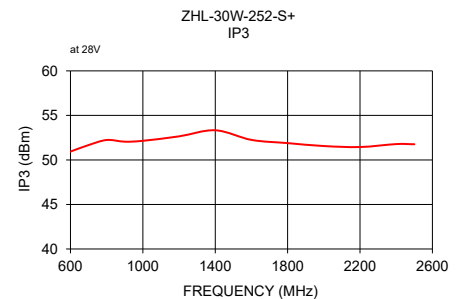
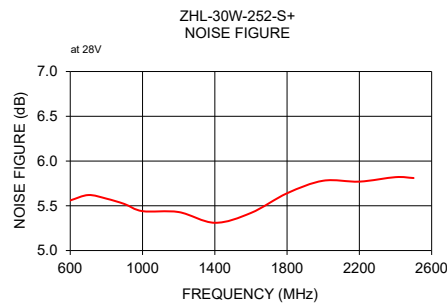
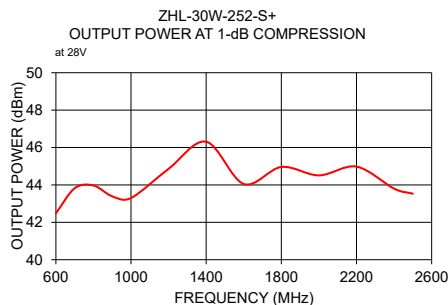
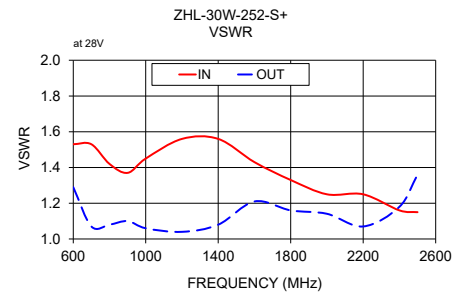
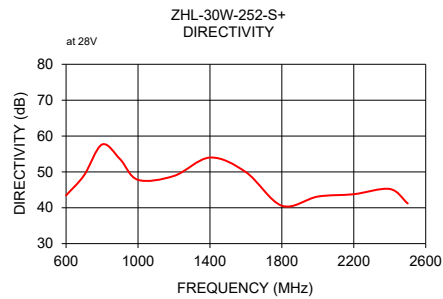
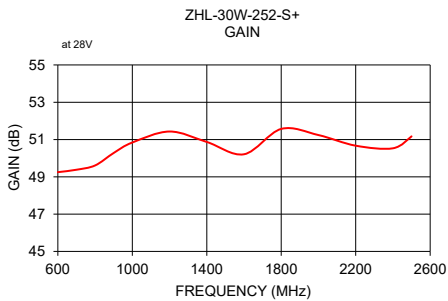


Outline Dimensions (inch/mm)

A	B	C	D	E	F	G	J	K	L	P	Q	R	S	T	wt
9.85	7.3	6.5	6.00	1.00	3.75	.13	.37	2.87	.71	3.58	.5	5.95	5.1	.135	grams*
250.19	185.42	165.10	152.40	25.40	95.25	3.30	9.40	72.90	18.03	90.93	12.70	151.13	129.54	3.43	4265

Typical Performance Data/Curves

FREQUENCY (MHz)	GAIN (dB)	DIRECTIVITY (dB)	VSWR (:1)		NOISE FIGURE (dB)	POUT at 1 dB COMPR. (dBm)	OUTPUT IP3 (dBm)
	28V	28V	IN	OUT	28V	28V	28V
600	49.25	43.44	1.53	1.29	5.56	42.48	50.94
700	49.38	49.04	1.53	1.07	5.62	43.82	51.67
800	49.61	57.64	1.42	1.08	5.58	43.97	52.24
900	50.28	53.57	1.37	1.10	5.52	43.39	52.05
1000	50.84	47.78	1.45	1.06	5.44	43.30	52.15
1200	51.43	48.87	1.56	1.04	5.43	44.86	52.65
1400	50.87	54.00	1.56	1.08	5.31	46.31	53.33
1600	50.21	49.94	1.43	1.21	5.42	44.05	52.25
1800	51.57	40.56	1.33	1.16	5.64	44.96	51.89
2000	51.24	43.12	1.25	1.14	5.78	44.51	51.56
2200	50.67	43.78	1.25	1.07	5.77	44.98	51.45
2400	50.53	45.23	1.16	1.18	5.82	43.80	51.78
2500	51.17	41.20	1.15	1.36	5.81	43.53	51.76



Additional Notes

- Performance and quality attributes and conditions not expressly stated in this specification document are intended to be excluded and do not form a part of this specification document.
- Electrical specifications and performance data contained in this specification document are based on Mini-Circuit's applicable established test performance criteria and measurement instructions.
- The parts covered by this specification document are subject to Mini-Circuits standard limited warranty and terms and conditions (collectively, "Standard Terms"); Purchasers of this part are entitled to the rights and benefits contained therein. For a full statement of the Standard Terms and the exclusive rights and remedies thereunder, please visit Mini-Circuits' website at www.minicircuits.com/MCLStore/terms.jsp