

776286-2 ✓ ACTIVE

AMP | AMPSEAL


TE Internal #: 776286-2

Housing for Female Terminals, Wire-to-Board, 8 Position, .157 in [4 mm] Centerline, Sealable, Natural, Wire & Cable, Power & Signal, AMPSEAL

[View on TE.com >](#)



Connectors > Automotive Connectors > Automotive Housings > AMPSEAL Receptacle Housings



Connector System: **Wire-to-Board**

Number of Positions: **8**

Connector & Housing Type: **Housing for Female Terminals**

Centerline (Pitch): **4 mm [.157 in]**

Sealable: **Yes**

[All AMPSEAL Receptacle Housings \(31\)](#)

Features

Product Type Features

Mixed & Hybrid Connector	No
Connector Shape	Rectangular
Connector System	Wire-to-Board
Connector & Housing Type	Housing for Female Terminals
Sealable	Yes
Connector & Contact Terminates To	Wire & Cable
Primary Locking Feature	Integrated in Housing

Configuration Features

Number of Positions	8
Number of Rows	3

Electrical Characteristics

Operating Voltage	250 VAC
-------------------	---------



Nominal Voltage Architecture	250 V
------------------------------	-------

Body Features

Cable Exit Angle	180°
------------------	------

Primary Product Color	Natural
-----------------------	---------

Connector & Keying Code	2
-------------------------	---

Contact Features

Contact Size	1.3mm
--------------	-------

Contact Type	Socket
--------------	--------

Mating Pin Diameter	1.3 mm[.051 in]
---------------------	-----------------

Contact Current Rating (Max)	17 A
------------------------------	------

Mechanical Attachment

Terminal Position Assurance	Yes
-----------------------------	-----

Strain Relief	Without
---------------	---------

Mating Alignment Type	Keyed
-----------------------	-------

Mating Alignment	With
------------------	------

Connector Mounting Type	Cable Mount (Free-Hanging)
-------------------------	----------------------------

Housing Features

Housing Material	PBT GF
------------------	--------

Centerline (Pitch)	4 mm[.157 in]
--------------------	---------------

Dimensions

Connector Height	34.6 mm[1.362 in]
------------------	-------------------

Product Width	33.6 mm[1.323 in]
---------------	-------------------

Product Length	27.4 mm[1.079 in]
----------------	-------------------

Row-to-Row Spacing	4 mm[.157 in]
--------------------	---------------

Usage Conditions

Operating Temperature (Max)	125 °C[257 °F]
-----------------------------	----------------

Operating Temperature Range	-40 – 125 °C[-40 – 257 °F]
-----------------------------	----------------------------

Operation/Application

Circuit Application	Power & Signal
---------------------	----------------

Industry Standards

Degree of Protection	IP67, IP69K
----------------------	-------------

UL Flammability Rating	UL 94V-0
------------------------	----------



Packaging Features

Packaging Quantity	280
Packaging Method	Box & Tray

Other

Serviceable	Yes
Connector Position Assurance Capable	Yes

Product Compliance

For compliance documentation, visit the product page on [TE.com](https://www.te.com)>

EU RoHS Directive 2011/65/EU	Compliant
EU ELV Directive 2000/53/EC	Compliant
China RoHS 2 Directive MIIT Order No 32, 2016	No Restricted Materials Above Threshold
EU REACH Regulation (EC) No. 1907/2006	Current ECHA Candidate List: JAN 2024 (240) Candidate List Declared Against: JAN 2024 (240) SVHC > Threshold: Octamethylcyclotetrasiloxane (D4) (.5% in Component Part) Dodecamethylcyclohexasiloxane (D6) (.5% in Component Part) Decamethylcyclopentasiloxane (D5) (.5% in Component Part) Article Safe Usage Statements: Wash thoroughly after handling. Recycle if possible and dispose of the article by following all applicable governmental regulations relevant to your geographic location.
Halogen Content	Not Low Halogen - contains Br or Cl > 900 ppm.
Solder Process Capability	Not applicable for solder process capability


Product Compliance Disclaimer

This information is provided based on reasonable inquiry of our suppliers and represents our current actual knowledge based on the information they provided. This information is subject to change. The part numbers that TE has identified as EU RoHS compliant have a maximum concentration of 0.1% by weight in homogenous materials for lead, hexavalent chromium, mercury, PBB, PBDE, DBP, BBP, DEHP, DIBP, and 0.01% for cadmium, or qualify for an exemption to these limits as defined in the Annexes of Directive 2011/65/EU (RoHS2). Finished electrical and electronic equipment products will be CE marked as required by Directive 2011/65/EU. Components may not be CE marked. Additionally, the part numbers that TE has identified as EU ELV compliant have a maximum concentration of 0.1% by weight in homogenous materials for lead, hexavalent chromium, and mercury, and 0.01% for cadmium, or qualify for an exemption to these limits as defined in the Annexes of Directive 2000/53/EC (ELV). Regarding the REACH Regulation, the information TE provides on SVHC in articles for this part number is based on the latest European Chemicals Agency (ECHA) 'Guidance on requirements for substances in articles' posted at this URL: <https://echa.europa.eu/guidance-documents/guidance-on-reach>

Compatible Parts



TE Part # CAT-AM78-H342
AMPSEAL PCB Headers



TE Part # CAT-AM78-T273
AMPSEAL Crimp Contacts: 1.3 mm



TE Part # CAT-J04-APHH
AMPSEAL PCB Horizontal Headers



TE Part # 2138529-1
STRAIN RELIEF, 8 POSITION AMPSEAL




TE Part # 770678-1
SEAL PLUG, AMPSEAL




TE Part # 2373965-1
CPA, AMPSEAL


Also in the Series | AMPSEAL




Automotive Connector Locks & Position Assurance(1)




Automotive Housings(31)



Automotive Terminals(8)



Connector Backshells(4)



Connector Seals & Cavity Plugs(2)



PCB Headers & Receptacles(115)

Customers Also Bought



Documents

Product Drawings

[8POS,AMPSEAL,SOC HSG ASSY,SLD,COD 2](#)

English

CAD Files

Customer View Model

[ENG_CVM_CVM_776286-2_G.3d_stp.zip](#)

English

3D PDF

3D

Customer View Model

[ENG_CVM_CVM_776286-2_G.3d_igs.zip](#)

English

Customer View Model

[ENG_CVM_CVM_776286-2_G.2d_dxf.zip](#)

English

By downloading the CAD file I accept and agree to the [Terms and Conditions](#) of use.

Datasheets & Catalog Pages

[AMPSEAL Connector Catalog](#)

English

[ICT Terminals and Connectors Catalogue](#)

English

[CONNECTOR SELECTOR](#)

English

Product Specifications



Engineering Report

English

Agency Approvals

UL Report

English